

**CONSOLIDATED ANNUAL PERFORMANCE AND
EVALUATION REPORT
(CAPER)**

Community Development Block Grant (CDBG) and
HOME Investment Partnerships (HOME)

**Program Year
October 1, 2019 - September 30, 2020**



**COMMUNITY AND ECONOMIC DEVELOPMENT
DEPARTMENT
COMMUNITY PLANNING & HOUSING DIVISION**

December 28, 2020



EQUAL HOUSING
OPPORTUNITY

Table of Contents

<i>Executive Summary</i>	1
<i>CR-05 - Goals and Outcomes</i>	2
<i>CR-10 - Racial and Ethnic composition of families assisted</i>	5
<i>CR-15 - Resources and Investments</i>	7
<i>CR-20 - Affordable Housing</i>	14
<i>CR-25 - Homeless and Other Special Needs</i>	17
<i>CR-30 - Public Housing</i>	20
<i>CR-35 - Other Actions</i>	21
<i>CR-40 - Monitoring</i>	27
<i>CR-45 - CDBG</i>	29
<i>CR-50 - HOME</i>	30
<i>Attachments -</i>	32
<i>PR 03 - CDBG Activity Summary Report</i>	
<i>PR 22 - HOME Activities</i>	
<i>PR 25 - CDHO Set Aside</i>	
<i>PR 26 - Financial Report</i>	
<i>PR 27 - HOME Grants PR</i>	
<i>PR 49 - Commitment Public</i>	
<i>Service Funding Reconciliation</i>	
<i>Report</i>	

Executive Summary

The 2019 Consolidated Annual Performance Evaluation Report (CAPER) provides a description of the activities the City of Lakeland undertaken during the program year beginning October 1, 2019 and ending September 30, 2020 to address priority needs and objectives identified in the Five Year Strategic Plan a key planning component of the 2015-2020 Consolidated Plan for Housing and Community Development Programs. Activities and accomplishments described in this report primarily benefit very low- and low-income residents of the City of Lakeland. The City of Lakeland designated the State of Florida as the Lead Agency to act as the grantee and recipient of Housing Opportunities for Persons with AIDS (HOPWA) funding for services on behalf of HIV/AIDS clients in Lakeland/Winter Haven EMSA (Polk County).

During PY2019, most of our funding was utilized on homeowner housing rehabilitation and home purchase assistance. The City of Lakeland's 2015-2020 Consolidated Plan sets forth the objectives and strategies for meeting its affordable housing, homeless assistance, and non-housing community development needs. This is the sixth program year that the City has utilized its 2015-2020 Consolidated Plan to guide funding decisions.

The City of Lakeland's Community Development Block Grant (CDBG) and HOME Investment Partnerships (HOME) programs are administered by the Community & Economic Development Department's Planning & Housing Division. A complete draft of the CAPER has been made available for public review and comment for a period of 15 days beginning December 7, 2020. The complete document is available for review on the City's website <http://www.lakelandgov.net/departments/community-economic-development/housing/>.

CR-05 - Goals and Outcomes

Progress the jurisdiction has made in carrying out its strategic plan and its action plan. 91.520(a)

This could be an overview that includes major initiatives and highlights that were proposed and executed throughout the program year.

The City had made progress on the goals outlined in the PY2019 Action Plan, which was achieved with the use of entitlement funding in combination with other State and local funds.

Utilizing the CDBG and HOME funds, the City made efforts in its owner-occupied rehabilitation, home purchase assistance and rental construction programs. The City also funded code enforcement and public services to benefit low to moderate income persons and households and make efforts to prevent persons from becoming homeless.

Comparison of the proposed versus actual outcomes for each outcome measure submitted with the consolidated plan and explain, if applicable, why progress was not made toward meeting goals and objectives. 91.520(g)

Categories, priority levels, funding sources and amounts, outcomes/objectives, goal outcome indicators, units of measure, targets, actual outcomes/outputs, and percentage completed for each of the grantee's program year goals.

Goal	Category	Source / Amount	Indicator	Unit of Measure	Expected – Strategic Plan	Actual – Strategic Plan	Percent Complete	Expected – Program Year	Actual – Program Year	Percent Complete
Affordable Housing	Affordable Housing	CDBG: \$5,2007,220 HOME: \$1,279,940	Homeowner Housing Rehabilitated	Household Housing Unit	75	68	90%	25	123	48%
Quality of life Non-Housing Community Development CDBG: \$ 957,375 HOME: \$ 0.00			Public Facility or Infrastructure Activities other than Low/Moderate Income Housing Benefit	Persons Assisted	0	2,980	0	2,980	2,980	100%
			Public service activities other than Low/Moderate Income Housing Benefit	Persons Assisted	100	13,257	13,257%	3,000	1,254	41%
			Public service activities for Low/Moderate Income Housing Benefit	Households Assisted	0	0	0	0	0	0
			Homeless Person Overnight Shelter	Persons Assisted	0	510	0	600	600	100%
			Housing Code Enforcement/Foreclosed Property Care	Household Housing Unit	25,000	18,573	74%	3,000	1,254	41%
Self Sufficiency Affordable Housing CDBG: \$0.00 / HOME: \$250,000			Direct Financial Assistance to Homebuyers	Households Assisted	50	25	50%	5	3	60%
			Homelessness Prevention	Households Assisted	0	0	0	0	0	0

Assess how the jurisdiction's use of funds, particularly CDBG, addresses the priorities and specific objectives identified in the plan, giving special attention to the highest priority activities identified.

HUD performance measures identify HUD objectives and outcomes and demonstrates the manner and degree to which the City's activities meet those measures. Performance indicators identify how each funded activity played a role.

The City has identified its housing and community development goals for the next five years. Based on each of those goals, the City has determined which one of the three objectives and outcomes best reflect the purpose of the activity and the desired end result. The performance indicators are the final component of the system.

CDBG, HOME, State Housing Initiatives Partnership Program (SHIP), Community Redevelopment Agency (CRA) and local general funds were effectively used to assist owner-occupied homeowners, homebuyers, renters and support the efforts of non-profit public agencies to benefit low income persons and households. The new project of rental construction was added to the City's plan for multi-family units.

CR-10 - Racial and Ethnic composition of families assisted

Describe the families assisted (including the racial and ethnic status of families assisted).

91.520(a)

	CDBG	HOME
White	814	9
Black or African American	444	6
Asian	11	0
American Indian or American Native	2	0
Native Hawaiian or Other Pacific Islander	1	0
Total	1,272	15
Hispanic	119	4
Not Hispanic	1,153	11

Table 1 – Table of assistance to racial and ethnic populations by source of funds

Narrative

In addition to the racial and ethnic data provided above, the City also assisted other households or persons from other funding sources:

White: 4

Black or African American: 11

Hispanic: 1

According to the 2018 American Community Survey, the racial makeup of Lakeland's 107,552 residents is 72.5% White; approximately 20.6% Black or African American; 2.4% Asian; 0.3 American Indian; 0.1% Native Hawaiian; 0.2% Native American and 2.1% other race categories. The chart above indicates accurate representation of Black or African American residents being assisted with the affordable housing programs as compared to percentage of total population. There is a lower representation of Hispanic being assisted as compares to its percentage of the general population of approximately 14.7%.

CR-15 - Resources and Investments 91.520(a)

Identify the resources made available

Source of Funds	Source	Resources Made Available	Amount Expended During Program Year
CDBG	Public - federal	2,112,921	1387,,840
HOME	Public - federal	367,966	222,434
Other	Public - federal	575,310	133,952

Table 2 - Resources Made Available

Narrative

The City's affordable housing programs provided assistance for clients within the corporate limits. The City was awarded \$935,111 and \$362,966 respectively from CDBG and HOME funds from HUD plus program income received. In addition, the City was awarded State of Florida State Housing Initiatives Partnership Program (SHIP) funds of \$190,094. The City Commission committed to the efforts of affordable housing in the community budgeted CRA and local General Funds to rental construction projects.

The City expended additional carryover funds of prior year CDBG funds. The City will continue to work towards goals that target low income households. For HOME funds, \$1,051,515 was made available in the 2017, 2018 & 2019PY. These funds include prior years allocations and program income collected. A total of \$482,323 was expended and additional \$288,000 is committed to a rental construction project. The City budgeted approximately \$723,188 of combined years of SHIP funds and expended approximately \$563,463 this PY. The CRA expended \$83,467 and approximately \$9,733 of local funds on affordable housing programs.

During the first quarter of 2020, the country experienced pandemic. The City was allocated an additional \$575,310 to assistance with the struggles that arise from the pandemic such as rental assistance, awards to health and mental services in addition to homeless shelter. Those individuals who lose their jobs or had reduced hours due to the pandemic qualified to receive financial assistance.

Identify the geographic distribution and location of investments

Target Area	Planned Percentage of Allocation	Actual Percentage of Allocation	Narrative Description
Citywide	100	100	Local Target Area
Code enforcement	7	7	Low/Mod Area of Concentration

Table 3 – Identify the geographic distribution and location of investments

Narrative

Assistance is provided throughout the corporate limits of the City. Assistance is directed to the areas of the City with the highest percentage of families at or below 80% of the area median income. Although our

programs are offered citywide, the majority of projects are concentrated in the low-income census tracts.

The Housing Rehabilitation program assisted twenty-nine (29) families, with CDBG, HOME, SHIP, CRA and other local funds, mostly located in these low to moderate census tracts. These totals consist of re-construction, major and minor rehab projects and emergency repairs. The Down Payment Assistance program provided funds for eleven (11) home buyers in which HOME and CRA funds were expended.

Leveraging

Explain how federal funds leveraged additional resources (private, state and local funds), including a description of how matching requirements were satisfied, as well as how any publicly owned land or property located within the jurisdiction that were used to address the needs identified in the plan.

The City leverages its formula grant funds with several other local, state and federal resources, contributes general fund monies to public service agencies, and waives and/or reimburses impact fees for affordable housing builders in target areas. The City modified the Urban Homesteading Program and created the In Fill Vacant Program. This program is selling City and CRA vacant in fill lots to contractors to construct affordable housing units. City Staff has awarded available city owned lots to non-profit and for-profit developers for single and multi-family developments. General Funds are also awarded to nonprofit agencies providing services to low income clients. The City is allocated State Housing Initiatives Partnership Program (SHIP) from the State of Florida to utilize for the affordable housing programs. The Planning and Housing Division partners with affordable housing developers, the local Homeless Coalition, and other City departments (Planning and Public Works) to utilize State Department of Transportation grants.

The City's Planning & Housing Division dedicates its allocation of SHIP funds and prior year SHIP program income to owner-occupied rehabilitation, home purchase assistance, new construction, and rapid re-housing programs. In program year 2019-2020, through Keystone Challenge Fund, Inc. (Keystone), also leveraged private mortgage lender funds of approximately \$1,499,889 for home purchase assistance through HOME, CRA and State funds. The City has introduced two new projects, rental construction and reconstruction – homeownership; utilizing federal, state, CRA and General funds.

Application to HUD was made with a substantial amendment to its 2008 Action Plan and the Housing Division was awarded Neighborhood Stabilization Program (NSP) funds of \$2,005,781 in March 2009. The City utilized the funds to purchase twenty-one foreclosed homes and resell to income qualified households and submitted a substantial amendment to its plan in April 2010 expanding the NSP Area of Greatest Need.

In February 2011, the City amended its PY2010 Action Plan for the third round of NSP funds, NSP3, and was awarded \$1,303,139 to perform the same task as NSP1. The City has purchased eleven (11) units and sold them to income qualified homeowners and the deadline was met. The City has closed out the NSP3

grant and will be utilized for CDBG eligible activities.

The HOME match requirements are met with state SHIP funds, city contributions of waiver or reimbursement of impact fees, lending institutions' contributions for homeownership classes (if applicable, may fluctuate from year to year) and reduction of lot costs for development of affordable housing.

Fiscal Year Summary – HOME Match	
1. Excess match from prior Federal fiscal year	3,199,926.13
2. Match contributed during current Federal fiscal year	51,426.91
3. Total match available for current Federal fiscal year (Line 1 plus Line 2)	3,251,353.04
4. Match liability for current Federal fiscal year	46,292.82
5. Excess match carried over to next Federal fiscal year (Line 3 minus Line 4)	3,205,060.22

Table 4 – Fiscal Year Summary - HOME Match Report

Match Contribution for the Federal Fiscal Year								
Project No. or Other ID	Date of Contribution	Cash (non-Federal sources)	Foregone Taxes, Fees, Charges	Appraised Land/Real Property	Required Infrastructure	Site Preparation, Construction Materials, Donated labor	Bond Financing	Total Match
1611	03/23/2020	51,426.91						51,426.92

Table 5 – Match Contribution for the Federal Fiscal Year

HOME MBE/WBE report

Program Income – Enter the program amounts for the reporting period				
Balance on hand at begin-ning of reporting period	Amount received during reporting period	Total amount expended during reporting period	Amount expended for TBRA	Balance on hand at end of reporting period
\$	\$	\$	\$	\$
0	0	0	0	0

Table 6 – Program Income

Minority Business Enterprises and Women Business Enterprises – Indicate the number and dollar value of contracts for HOME projects completed during the reporting period						
	Total	Minority Business Enterprises				White Non-Hispanic
		Alaskan Native or American Indian	Asian or Pacific Islander	Black Non-Hispanic	Hispanic	
Contracts						
Number	2			1		1
Dollar Amount	152,886.76			32,981.76		119,905.00
Sub-Contracts						
Number	2					2
Dollar Amount	985					985
	Total	Women Business Enterprises	Male			
Contracts						
Number	0					
Dollar Amount	0					
Sub-Contracts						
Number	0					
Dollar Amount	0					

Table 7 - Minority Business and Women Business Enterprises

Minority Owners of Rental Property – Indicate the number of HOME assisted rental property owners and the total amount of HOME funds in these rental properties assisted						
	Total	Minority Property Owners				White Non-Hispanic
		Alaskan Native or American Indian	Asian or Pacific Islander	Black Non-Hispanic	Hispanic	
Number	0					
Dollar Amount	0					

Table 8 – Minority Owners of Rental Property

Relocation and Real Property Acquisition – Indicate the number of persons displaced, the cost of relocation payments, the number of parcels acquired, and the cost of acquisition						
Parcels Acquired						
Businesses Displaced						
Nonprofit Organizations Displaced						
Households Temporarily Relocated, not Displaced						
Households Displaced	Total	Minority Property Enterprises				White Non-Hispanic
		Alaskan Native or American Indian	Asian or Pacific Islander	Black Non-Hispanic	Hispanic	
Number	0					
Cost	0					

Table 9 – Relocation and Real Property Acquisition

CR-20 - Affordable Housing 91.520(b)

Evaluation of the jurisdiction's progress in providing affordable housing, including the number and types of families served, the number of extremely low-income, low-income, moderate-income, and middle-income persons served.

	One-Year Goal	Actual
Number of Homeless households to be provided affordable housing units	0	0
Number of Non-Homeless households to be provided affordable housing units	15	1-23
Number of Special-Needs households to be provided affordable housing units	2	0
Total	17	13

Table 10 – Number of Households

	One-Year Goal	Actual
Number of households supported through Rental Assistance	200	135
Number of households supported through The Production of New Units	2	0
Number of households supported through Rehab of Existing Units	15	12
Number of households supported through Acquisition of Existing Units	5	3
Total	222	151

Table 11 – Number of Households Supported

Discuss the difference between goals and outcomes and problems encountered in meeting these goals.

The funds were expended at a slower pace than previous years. During this year, the COVID pandemic brought a halt to the regular operation of programs. Staff concentrated its efforts on the rental, mortgage and utilities assistance program.

The units rehabbed are requiring extensive work or re-construction on same lot, resulting in a higher cost per unit and overall lower numbers assisted. The Planning & Housing Staff dedicated a portion of its time to a minor repair program acquired from the CRA Division. The City is encouraged to assist in producing

more rental units. With the home purchase assistance program, there are more first-time homebuyers and the funds are being depleted faster.

Discuss how these outcomes will impact future annual action plans.

The City’s Planning & Housing Division Rehabilitation Program has moved toward more re-construction projects. Re-construction has a very visible impact on neighborhoods, more so than minor or even major repair and have provides the homeowner with more energy efficient housing.

With the use of NSP funds, Planning & Housing Division has been able to demolish blighted structures replacing them with new construction projects, therefore improving the appearance of the neighborhoods.

In conjunction with several other City departments and redevelopment partners, the Planning & Housing Division is concentrating its efforts in the low-income census neighborhoods, Parker Street and Webster Park, for overall area improvements. This concentrated area receives additional attention from the Mid-Town CRA. CDBG, HOME and SHIP funds are being utilized in this housing revitalization effort. These are areas of low income and minority concentration in close proximity to downtown Lakeland and the homeless community.

The Code Enforcement and Planning & Housing Divisions have worked cooperatively to resolve code issues before they become problems for the community. Code Enforcement’s efforts have a great impact on neighborhoods. The Planning & Housing Division and other public service agencies also received referrals from Code Enforcement to assist homeowners in correcting housing code violations.

The Planning & Housing Division does not provide direct funding for economic opportunity in 2019; but jobs are created year-round by CDBG funding public services partners and construction activities.

The City partnered with nonprofit agency to assist with a Rapid Re-Housing program to assist with a rental assistance effort of homeless families during 2019 with State funding. The City’s Staff will continue to work with the Continuum of Care to prevent homelessness.

Include the number of extremely low-income, low-income, and moderate-income persons served by each activity where information on income by family size is required to determine the eligibility of the activity.

Number of Households Served	CDBG Actual	HOME Actual
Extremely Low-income	2	1
Low-income	8	4
Moderate-income	0	0
Total	10	5

Table 12 – Number of Households Served

Narrative Information

Historically, the City has distributed its federal and state funds relatively evenly among households who were very low and low incomes; placing emphasis on households which are elderly or handicapped.

The public service activities funded provide assistance to agencies which serve youth, seniors, homeless and those households which are predominant income is 80% or less of the area median income. Each public service agency has procedures in place to determine the income eligibility of their clients served.

Code Enforcement activity reported is only located in the low-income census tracts.

The Planning & Housing Division determines the income eligibility of the affordable housing programs. Middle income clients may be served with the State SHIP funds.

CR-25 - Homeless and Other Special Needs 91.220(d, e); 91.320(d, e); 91.520(c)

Evaluate the jurisdiction's progress in meeting its specific objectives for reducing and ending homelessness through:

Reaching out to homeless persons (especially unsheltered persons) and assessing their individual needs

The Homeless Coalition of Polk County along with the Polk County Continuum of Care (CoC) created the Coordinated Entry process so that all literally homeless individuals receive a common needs assessment. The community uses the Vulnerability Index Service Prioritization Decision Assistance Tool (VI SPAT). Staff at local homeless providers are trained on completing the assessment. Staff participates in a regional approach and working in cooperation with the Continuum of Care and sits on the Board for the Homeless Coalition of Polk County. Many homeless partners have adopted a housing first model and a coordinated assessment process to address chronic homelessness. There were several locations in Polk County which process the coordinate intake for persons and families in need of services. The City continues its efforts to address situational homelessness and homelessness by families.

Staff participates in the point in time survey held in January to obtain an accurate of homeless in the community and their needs.

Addressing the emergency shelter and transitional housing needs of homeless persons

The City along with homeless providers has developed a strategy to align the emergency shelter and transitional housing beds more closely with the needs over the next five years.

Also, the Planning & Housing Division continues to work with Polk County to determine if an emergency shelter outside the City of Lakeland would better serve the homeless. Currently, the only emergency shelters are in the City of Lakeland. The City continues to provide support to local agencies that provide emergency shelter and transitional housing to homeless families.

Helping low-income individuals and families avoid becoming homeless, especially extremely low-income individuals and families and those who are: likely to become homeless after being discharged from publicly funded institutions and systems of care (such as health care facilities, mental health facilities, foster care and other youth facilities, and corrections programs and institutions); and, receiving assistance from public or private agencies that address housing, health, social services, employment, education, or youth needs

The City addresses the needs of the homeless population through its staff participation and support of public services agencies. The list below describes the City's efforts in the support of the homeless population.

- Provided operating funds for the Homeless Coalition of Polk County. Approximately twenty-four (24) homeless service providers were assisted.
- Provided funds for a staff position for Salvation Army Center of Hope to assist with a Rapid Re-Housing program for its clients. Nine (9) households assisted.
- Provided funds to Wilson House for partial payment of drug abuse counselor in homeless facility. Local funds provided the funds for this program. Thirty-eight (38) client.
- Provided funds to Talbot House for partial payment utilities in homeless facility that helped six hundred (600) homeless persons.

The City along with the Continuum of Care is addressing this issue by:

- Increasing the funding for rapid re-housing by working with GiveWell, the community foundation serving Lakeland, to make rapid re-housing projects a funding priority.
- Prioritize rapid re-housing for CoC funding.
- Evaluate current CoC transitional housing programs serving families for re-allocation of funding toward rapid re-housing.
- The City along with Polk County Housing and Neighborhood Development are entering its second year of a contract to provide rapid re-housing State funds to individuals and families who are homeless or at risk of homelessness. This strategy will be serviced by a local non-profit agency. In addition to collaboration with Polk County. The City issues its own RFP and awarded funding to a different local non-profit agency to assist households from becoming homeless. City Staff is also coordinating efforts with local agencies, HCPC, PHA's and COC to make efforts for more permanent supportive housing in the county.
- The Mayor's Taskforce has awarded a Request for Proposal for a consultant to research efforts to best serve the homeless population. The consultant recommended hiring two outreach persons to assist with the needs of the homeless population and providing rapid re-housing funds to those individuals and families in needs of rental & utility deposits. For 2020, the City has awarded local funds for a caseworker and rapid re-housing. If needed, clients may be referred to mental health agencies for service.
- CoC to work with Public Housing Authorities on Section 8 and rapid re-housing strategy.

Helping homeless persons (especially chronically homeless individuals and families, families with children, veterans and their families, and unaccompanied youth) make the transition to permanent housing and independent living, including shortening the period of time that individuals and families experience homelessness, facilitating access for homeless individuals and families to affordable housing units, and preventing individuals and families who were recently homeless from becoming homeless again

The Planning & Housing Division staff worked closely with the local homeless providers and took an active role in assisting the lead agency with the Continuum of Care process. A staff member sits on the executive board, attended monthly Homeless Coalition of Polk County meetings and participated in the ranking of

several federal and state applications. The City assisted non-profit agencies with the following services. Without the assistance of these agencies to help the extremely low-income persons, more persons may become homeless.

- Provided assistance to two hundred eighty-two (282) homebound elderly residents by delivering hot meals.
- Provided funds to Sunrise Day Center to assist eight (8) adults with cerebral palsy and other developmental disabilities, repair a driveway and parking area safe for wheels chairs and adults unbalanced
- Provided down payment and closing cost assistance to the local public housing authority and Habitat for Humanity.
- Provided funds to Lakeland Volunteers in Medicine (LVIM) to provide five hundred thirty (530) healthcare visits for qualified working uninsured patients.
- Provide funds to the Boys & Girls Club to pay for scholarships for local at-risk youth for summer camp.

Staff is working with the HCPC to address other this issue such as:

- Identifying community prevention partners to determine what each prevention partner group can best do for prevention and ensure processes and tools are in place to support prevention.
- Work with landlords to identify stability issues early and effective interventions to keep client housed.
- CoC develops and monitors CoC-wide goals emphasizing housing retention outcomes with results reported in annual performance-based rankings.
- CoC monitors provider housing stability providing technical assistance to poor performers as needed.
- Connect prevention programs coordinated entry allowing households to quickly access the services they need without having to call multiple programs.
- Pursue increased funding for homeless prevention projects including Florida Department of Children and Families Homeless Prevention Grant.

CR-30 - Public Housing 91.220(h); 91.320(j)

Actions taken to address the needs of public housing

The City and the Lakeland Housing Authority (LHA) offers their residents positive programs, undertaking by both entities. LHA provides homebuyer education and the City offers down payment and closing assistance. LHA offers the Family Self-Sufficiency and Youth Build Programs and the City supports these programs by signing the Certificate of Consistency. The City also provides funds for low income youth for scholarships at a local non-profit's agency and many youths from the housing complexes take advantage of the after school and summer programs.

LHA was awarded local CRA funds of \$288,000 to assist in the cost of Phase II of current construction project.

Actions taken to encourage public housing residents to become more involved in management and participate in homeownership

LHA is committed to providing families in assisted housing with opportunities for growth and development. All recipients of Section 8 rental assistance are provided counseling through a case management and supportive service referral program based on the Family Self-Sufficiency model. The mission of the Family Self-Sufficiency program is achieved through the coordination and the broadening of the existing resources to help low- and moderate-income persons to become economically independent and self-sufficient.

The Planning & Housing Division encourages its general contractors to recruit residents of its housing complexes and Youth Build program with its Section 3 requirements. This would promote opportunities for clients to earn income and to become homeowners. As mentioned above, LHA offers homebuyer education and the City provides down payment and closing assistance to clients.

Actions taken to provide assistance to troubled PHAs

The Lakeland Housing Authority is not designated as "troubled".

CR-35 - Other Actions 91.220(j)-(k); 91.320(i)-(j)

Actions taken to remove or ameliorate the negative effects of public policies that serve as barriers to affordable housing such as land use controls, tax policies affecting land, zoning ordinances, building codes, fees and charges, growth limitations, and policies affecting the return on residential investment. 91.220 (j); 91.320 (i)

Impact Fee Credits - All land development activity, regardless of type or location, may receive an impact fee credit for a structure which has been removed within the prior five years.

Impact Fee Exemptions - The City has in place impact fee exemptions targeted to a specific location. Through an inter-local agreement with Polk County, development in the Core Improvement Area is exempt from all County and City impact fees except water, wastewater, and fire service capacity fees.

Affordable Housing Incentive Plan - In 1992 when the State enacted the William E. Sadowski Affordable Housing Act, which provided a comprehensive funding package for affordable housing programs, local governments had to develop a "Local Housing Incentive Plan" to receive funds under the Act. The City appointed an Affordable Housing Advisory Committee (AHAC) which, through the Affordable Housing Incentive Plan, established the incentives to be provided to encourage the development of affordable housing. The incentives include:

- Expedited permitting for all affordable housing developers;
- Developers may request impact fee reimbursements if the unit is sold or rented to an eligible household;
- Eligibility for additional incentives that may be approved by the Affordable Housing Review Committee, including reduced road widths, and modifications in curbing, parking, or other site improvement features.

Code Enforcement - The Code Enforcement Division is responsible for investigating and citing properties for code violations, boarding up abandoned buildings, demolishing unsafe structures, and maintaining vacant lots. Code Enforcement receives funding from both CDBG and the City's General Fund. Code Enforcement has a new computer system that allows the tracking of code violations by Census Tract.

In Fill Vacant Lots Program - As a strategy to promote infill housing development in some of Lakeland's most distressed neighborhoods, the In Fill Vacant Lots Program was developed. The City shall maintain a list of City owned vacant lots suitable for single family construction where the property has marketable title and all back taxes have been paid in full.

Accessory Dwelling Units - The City amended its Land Development regulations to allow accessory dwelling units (ADU) in residential zoning districts. ADUs may provide affordable units for retirees, single persons, couples and students while attending college or preparing to become independent.

Actions taken to address obstacles to meeting underserved needs. 91.220(k); 91.320(j)

The Planning & Housing Division has identified several obstacles that will hinder its ability to address the identified needs in the five-year Consolidated Plan.

The primary obstacle to meeting underserved needs in the City is the limited financial resources available to address identified priorities. For example, the amount of CDBG funds available under the 15% Public Service cap is consistently and significantly less than the amount requested to meet local goals. The State housing trust fund has started to increase over the last several years. This fund complemented the federal funds coming into the community.

During the first quarter of the 2020, the nationwide pandemic happened, and the Division concentrated its efforts on rental, mortgage and utility assistance programs. These programs assisted individuals who had loss of jobs or reduced hours because of the pandemic. The demand is great, and the funds are limited.

Lakeland/Polk County area has seen an increase of distressed properties, which are properties that sell for less and in an urgent manner, increased homelessness and risk of homelessness, increased loss of employment and need for increased supportive services for the growing population that is affected by the economy. The City, along with communities, has even fewer resources available to address these issues.

Actions taken to reduce lead-based paint hazards. 91.220(k); 91.320(j)

The City of Lakeland addresses lead-based paint hazards as part of the rehabilitation program. The City addresses any lead-based paint hazards pursuant to 24 CFR Part 35 Final Rule effective September 15, 2000. Qualified testers and risk assessment contractors are utilized for the work to be completed for lead based paint stabilization, detection, and abatement using safe work practices. HUD's lead-based paint regulations and requirements are fully incorporated into all the City's rehabilitation and homebuyer activities.

During the PY2019, there was no homes that tested positive and only one negative. There were an additional four (4) homes built in 1925 presumed to have led-based paint. Since 2000, over \$7 million have been expended for lead-based paint testing and abatement, reconstruction and rehab of housing units. Staff implements the necessary clearance testing.

Actions taken to reduce the number of poverty-level families. 91.220(k); 91.320(j)

The goal of the City is to address issues relating to poverty through assistance to both outside agencies and City programs. Funded activities that provide assistance and training to lower-income persons include: Salvation Army and Talbot House programs, Homeless Coalition of Polk County support, drug prevention activities, after school programs, summer teen activities, volunteers to assist elderly shut-ins, programs for persons with disabilities, counseling, and recreational programs for low-income children.

The State has encouraged entitlements to create a strategy with a rapid re-housing plan with its funds.

The Housing Assistance Program will continue to focus on training and counseling activities that help families become successful homeowners. The Affordable Housing Advisory Committee and the Housing Assistance Partnership Task Force will continue to oversee the implementation of housing programs and attempt to ensure affordable, decent housing for all residents. The City's single-family rehab program helps lower income owners make needed repairs, which enables them to remain in their affordable homes.

The Planning & Housing Division maintains contacts with other agencies supplying services to low income residents such as the Lakeland Housing Authority, various homeless service agencies, and local non-profit agencies with programs that benefit children and families.

The Lakeland Housing Authority operates the Family Self-Sufficiency and Section 8 FSS programs to promote the development of local strategies to coordinate the use of assistance under the public housing program with public and private resources, enable participating families to increase earned income, reduce or eliminate the need for welfare assistance, and make progress toward achieving economic independence and self-sufficiency. The FSS program supports HUD's strategic goals of helping HUD-assisted renters make progress toward housing self-sufficiency welfare reform and help families develop new skills that will lead to economic self-sufficiency. As a result of their participation in the FSS program, many families have achieved stable, well paid employment, which had made it possible for them to become homeowners or move to other non-assisted housing. The City signs LHA's certificate of consistency for its submission to funding sources.

All local non-profit agencies serving the homeless offer some level of supportive services to program participants, ranging from family counseling to job skill development, all of which are intended to promote self-sufficiency and prevent a return to poverty and homelessness.

Actions taken to develop institutional structure. 91.220(k); 91.320(j)

The Planning & Housing Division continues to network to enhance the institutional structure for affordable housing delivery. The Division also continues to partner with other non-profit agencies (Lakeland Habitat for Humanity, Keystone Challenge Fund, Inc. and local homeless providers), the Mid Town CRA, multi-family rental units developers (Lakeland Housing Authority), and other State agencies (Florida Housing Finance Corporation).

In a collaborative effort with local non-profits, the City provides vacant lots at discount cost. Our local Habitat for Humanity and our CHDO agency have taken advantage of the In Fill Vacant Lot Program.

The Planning & Housing Division administered projects in-house during the past program year. The projects included owner-occupied rehabilitation, home ownership, rental construction and new construction activities. The City has qualified staff and partners to undertake these projects.

To enhance coordination between public and private housing, non-profit and social services agencies, the Planning & Housing Division staff may participate in or is an ex-officio member of several organizations:

- Homeless Coalition of Polk County – Planning & Housing Division staff is an executive board member of the Homeless Coalition of Polk County and continues to work on the Continuum of Care planning process for homelessness with the local coalition and homeless providers. The goal is to expand and improve the efficiency of the granting processes during program year.
- Affordable Housing Advisory Committee (AHAC) is an advisory committee organized to review the regulatory issues that impede the development of affordable housing, and to make recommendations regarding same. The AHAC members consist of community professionals from a variety of fields (realty, banking, housing advocate, planning).
- City waives the local non-utility impact fees for multi-family developer which was awarded funding from FHFC. The public housing authority is constructing 132 units and demolishing 66 units in its Phase II on same location.
- Planning & Housing Division encourages organizations to apply for certification as Community Housing Development Organizations (CHDO's) under the HOME program.

Many of the City's service providers or community partners received funding from a CDBG.

Actions taken to enhance coordination between public and private housing and social service agencies. 91.220(k); 91.320(j)

The City is committed to the close coordination of all its programs with other City departments, local nonprofits and private sector. The Planning & Housing Division Staff will continue to participate in events and planning sessions of the local housing authority, private housing developers and health and social service agencies.

Staff tries to attend various meetings of Polk Vision, a local planning agency. In a survey performed by Lakeland Vision, it outlined several priorities for the local community such as effective land planning to provide diverse housing options for all incomes, preservation of green space and trees, reducing Lakeland's homeless population through outreach shelters and housing programs that provide comprehensive support services, including child care, education and job placement.

The City has an ongoing relationship with the Lakeland Housing Authority (LHA). The City also supports the LHA Youth Build project.

The City provides several health and social service agencies with CDBG and City general funds through the public/community service application process.

Identify actions taken to overcome the effects of any impediments identified in the jurisdiction's analysis of impediments to fair housing choice. 91.520(a)

The City is updating its Analysis of Impediments to Fair Housing Choice (AI) this December for its 2021-2025 Consolidated Plan. This Plan outlines the impediments from the public input, research and an online survey. A current copy of the AI is available for review on the Planning & Housing Office's website at <http://www.lakelandgov.net/departments/community-economic-development/housing/>.

The analysis found previous impediments exist in discrimination based on race/national origin or disability. A new impediment has surfaced in the sub-prime home-refinancing market among minority homeowners. Those homeowners are being targeted by lenders, some employing predatory lending practices. The Planning & Housing Division is addressing all impediments and has undertaken a variety of effective fair housing activities. This analysis has identified the following information that may reveal, or result in, impediments to fair housing choice.

1. The City is in a media market that includes two other CDBG entitlements and SHIP programs which are served by the same television and radio stations and newspaper. This may cause confusion and overlap with their fair housing information and related programs.
2. Ownership rates, while consistent with national percentages, are lower for African American and Hispanic households than for white households.
3. HMDA data reveals a much larger percentage of African Americans being denied mortgages than whites. The reasons for denials are relatively consistent with other groups, but the percentage of denials is not.
4. A significant portion of the City's population (15%) speaks a language other than English at home. Most of those households (11%) speak Spanish.
5. The City's web site, including the housing portion, contains helpful information, including an entire web page on fair housing. This web page printed information in English and Spanish.
6. The City has a Fair Housing Ordinance that has been in effect for many years. There are two existing ordinances in place regarding the protected classes.

The Planning & Housing Division staff has made an effort to reach out to the entitlements of Polk County and the City of Winter Haven to coordinate with some publicity and outreach activities. All three entitlements are subject to the same requirements and objectives regarding furthering fair housing. Greater results can be achieved by working together on some countywide activities such as billboards, radio and television spots, newspaper articles, and public forums.

The City partners with the neighboring entitlements and Keystone Challenge Fund, Inc. to assist African American and Hispanic populations in homeownership. The three entities will research and enforce strategies to resolve issues related to the disparities of lower homeownership percentages in the two populations mentioned. The plan must be aligned with the growing percentage of non-English speaking households. Keystone Challenge holds its homebuyer education classes in English and Spanish.

The City has made many efforts in providing information in Spanish by adding a link to the fair housing hotline on its website. The website is particularly strong in the area of fair housing, with a dedicated web page, a link to HUD's housing discrimination web page, and the phone number of the HUD hotline.

The Planning & Housing Staff attends local events to promote fair housing such as the City's Historical Workshop, community non-profit sponsored activities, and neighborhood meetings.

CR-40 - Monitoring 91.220 and 91.230

Describe the standards and procedures used to monitor activities carried out in furtherance of the plan and used to ensure long-term compliance with requirements of the programs involved, including minority business outreach and the comprehensive planning requirements

The City's Planning & Housing Division staff monitors activities on an ongoing basis to ensure that all federal and state regulations and statutory requirements are operating effectively. The Staff along with the City's Finance Department has established standards and procedures for monitoring of federal and state grant funds. The City has been a CDBG entitlement community since 1974 and approved to receive HOME funds in 1992. In 1992 the state of Florida began the SHIP program and Lakeland was approved to receive these funds. Since the program's inception, the City has had no findings issued for these federal housing programs. The State also monitors the SHIP program. Technical assistance is provided through HUD for federal programs and Florida Housing Coalition for state program with continuing education offered to staff each year.

The following bulleted list outlines monitoring methodology for all funds:

- Yearly internal auditing is completed by the finance department.
- External auditing of both federal and state funds is completed by an independent auditing firm for all grant funds received by the City.
- Tracking software used for federal and state funds in place (IDIS for federal funds and SHIP tracking software for state funds).
- Annual reports submitted for federal and state programs.
- Monthly reconciliation of funds for both federal and state programs.
- Drawdown approval completed by Finance Department.
- All sub-recipients for federal funds receive access to OMB circulars and administration handbooks.
- The State of Florida requires copies of all City audits on a yearly basis.
- Desk monitoring is scheduled monthly with each drawdown request.
- Desk and face to face monitoring of CHDOs is completed yearly.
- SHIP program is monitored by the Florida Housing Finance Corp.
- Desk and face to face monitoring of Public Services programs are performed regularly; and staff attends programs functions to monitor contracts.

The City annually monitors its performance in meeting its goals and objectives set forth in the Consolidated Plan to ensure compliance with program requirements involving timeliness of expenditures. Projects receiving program assistance are monitored to ensure on-going compliance with program requirements such as income qualification.

Services under the CDBG and HOME programs are provided by internal staff for the rehabilitation program and through an agreement with community-based non-profit organization which provides homebuyer

education, pre-qualifying, counseling, application in-take, and processing in conjunction with the direct provision of home purchase assistance.

The City's grants management staff provides ongoing fiscal and programmatic monitoring of each client or project receiving CDBG, HOME or state SHIP funds which includes both desk and on-site reviews. In addition, the City also conducts monitoring of CDBG or HOME funded construction projects for labor standards compliance related to Davis-Bacon regulations. Lead-based paint assessments are completed on a project by project basis. Finally, the City has incorporated monitoring for access requirements related to Section 504 of the Rehabilitation Act and the Americans With Disabilities Act.

Citizen Participation Plan 91.105(d); 91.115(d)

Describe the efforts to provide citizens with reasonable notice and an opportunity to comment on performance reports.

The CAPER for PY2019 was available for review and posted on the City's website at <http://www.lakelandgov.net/departments/community-economic-development/housing/> , due to the pandemic. The fifteen-day comment period was December 7- 21, 2020.

CR-45 - CDBG 91.520(c)

Specify the nature of, and reasons for, any changes in the jurisdiction's program objectives and indications of how the jurisdiction would change its programs as a result of its experiences.

There were no changes to the 2015-2020 Consolidated Plan Program; but due to the pandemic Staff re-focused its goals to assisting households and persons affected by COVID 19.

The City of Lakeland reassigned the HOPWA funds to the State of Florida Department of Health. The Department of Health has operated this program for many years, and because the City's staff had limited background in this area, the City determined it best to be handled by the State.

Does this Jurisdiction have any open Brownfields Economic Development Initiative (BEDI) grants? NO

[BEDI grantees] Describe accomplishments and program outcomes during the last year.

CR-50 - HOME 91.520(d)

Include the results of on-site inspections of affordable rental housing assisted under the program to determine compliance with housing codes and other applicable regulations

Please list those projects that should have been inspected on-site this program year based upon the schedule in §92.504(d). Indicate which of these were inspected and a summary of issues that were detected during the inspection. For those that were not inspected, please indicate the reason and how you will remedy the situation.

Provide an assessment of the jurisdiction's affirmative marketing actions for HOME units. 92.351(b)

Currently, the City's housing programs involve single units either for rehabilitation or home purchase. Should future City programs involve housing with five or more HOME assisted units, the City shall give notice through the procurement/bidding procedure of the Affirmative Marketing requirement. A specific Affirmative Marketing Plan shall be developed for the project. HUD form 935.2 Affirmative Fair Housing Marketing Plan may be utilized for such plan.

Refer to IDIS reports to describe the amount and use of program income for projects, including the number of projects and owner and tenant characteristics

Home program income received during the program year totaled \$22,000 from Payoffs of home purchase and loan payments. In PY 2019, a portion of the HOME funds were re-allocated to a rental construction project which would be completed in 2021. With HOME funds, one (1) owner occupied rehabilitation project was completed. There were three (3) homebuyers assisted with home purchase assistance.

Of the units assisted, three (3) White, one (1) African American and one (1) Hispanic. There were one (1) extremely low and four (4) low households assisted.

Describe other actions taken to foster and maintain affordable housing. 91.220(k) (STATES ONLY: Including the coordination of LIHTC with the development of affordable housing). 91.320(j)

The effect of City public policies on the cost of affordable housing may include tax policy affecting land and other property, land use controls, zoning ordinances, building codes, fees and charges, growth limits, and policies that affect the return on residential investment. The City has a review process in place for all City actions that may adversely impact the development cost of housing. There are programs established to support affordable housing within the city limits: impact fees reimbursement/waiver, affordable housing incentive plan, accessible dwelling units, code enforcement, and urban homesteading.

During the PY2019, the City continues its support of low-income housing tax credit projects. The City's

signs off on the applications and/certifications and if the projects receive funding; this increases the amount of affordable housing units within the city limits.

During the PY, the City committed to the waiver of non-utility impact fees for the following projects:

- Parker Pointe Apartments (88 units) \$227,064 in waiver of fees; and
- Swan Lake Village Apartments (84 units – 42 special needs) \$406,812 in waiver of fees.

The City allocated HOME funding to a local CHDO agency to construct low income units. Along with the construction funds, Community Redevelopment Agency (CRA) funds were utilized for down payment assistance.



U.S. Department of Housing and Urban Development
 Office of Community Planning and Development
 Integrated Disbursement and Information System
 CDBG Activity Summary Report (GPR) for Program Year 2019
 LAKELAND

Date: 03-Dec-2020
 Time: 16:09
 Page: 1

PGM Year: 2018
Project: 0007 - General Program Administration
IDIS Activity: 1556 - General Program Administration

Status: Completed 11/13/2019 12:00:00 AM
Location: ,

Objective:
Outcome:
Matrix Code: General Program Administration (21A) **National Objective:**

Initial Funding Date: 12/18/2018

Description:
 General program administration

Financing

	Fund Type	Grant Year	Grant	Funded Amount	Drawn In Program Year	Drawn Thru Program Year
CDBG	EN	2017	B17MC120011	\$89,694.33	\$0.00	\$89,694.33
	PI			\$23,154.08	\$0.00	\$23,154.08
Total	Total			\$112,848.41	\$0.00	\$112,848.41

Proposed Accomplishments

Actual Accomplishments

Number assisted:

	Owner		Renter		Total		Person	
	Total	Hispanic	Total	Hispanic	Total	Hispanic	Total	Hispanic
White:					0	0		
Black/African American:					0	0		
Asian:					0	0		
American Indian/Alaskan Native:					0	0		
Native Hawaiian/Other Pacific Islander:					0	0		
American Indian/Alaskan Native & White:					0	0		
Asian White:					0	0		
Black/African American & White:					0	0		
American Indian/Alaskan Native & Black/African American:					0	0		
Other multi-racial:					0	0		
Asian/Pacific Islander:					0	0		
Hispanic:					0	0		
Total:	0	0	0	0	0	0	0	0
Female-headed Households:					0			



U.S. Department of Housing and Urban Development
Office of Community Planning and Development
Integrated Disbursement and Information System
CDBG Activity Summary Report (GPR) for Program Year 2019
LAKELAND

Date: 03-Dec-2020

Time: 16:09

Page: 2

Income Category:

	Owner	Renter	Total	Person
Extremely Low			0	
Low Mod			0	
Moderate			0	
Non Low Moderate			0	
Total	0	0	0	0
Percent Low/Mod				

Annual Accomplishments

No data returned for this view. This might be because the applied filter excludes all data.



U.S. Department of Housing and Urban Development
 Office of Community Planning and Development
 Integrated Disbursement and Information System
 CDBG Activity Summary Report (GPR) for Program Year 2019
 LAKELAND

Date: 03-Dec-2020
 Time: 16:09
 Page: 3

PGM Year: 2018
Project: 0011 - Coleman Bush Building Fall Tutoring
IDIS Activity: 1557 - After School Fall Tutoring at Coleman Bush

Status: Completed 11/13/2019 12:00:00 AM **Objective:** Create suitable living environments
Location: 1104 Martin L King Jr Ave FL Lakeland, FL 33805-4406 **Outcome:** Availability/accessibility
Matrix Code: Youth Services (05D) **National Objective:** LMC

Initial Funding Date: 12/19/2018

Description:

Financing

	Fund Type	Grant Year	Grant	Funded Amount	Drawn In Program Year	Drawn Thru Program Year
CDBG	EN	2017	B17MC120011	\$7,275.00	\$0.00	\$7,275.00
	PI			\$3,637.50	\$0.00	\$3,637.50
Total	Total			\$10,912.50	\$0.00	\$10,912.50

Proposed Accomplishments

People (General) : 60

Actual Accomplishments

Number assisted:

	Owner		Renter		Total		Person	
	Total	Hispanic	Total	Hispanic	Total	Hispanic	Total	Hispanic
White:	0	0	0	0	0	0	2	2
Black/African American:	0	0	0	0	0	0	26	0
Asian:	0	0	0	0	0	0	0	0
American Indian/Alaskan Native:	0	0	0	0	0	0	0	0
Native Hawaiian/Other Pacific Islander:	0	0	0	0	0	0	0	0
American Indian/Alaskan Native & White:	0	0	0	0	0	0	0	0
Asian White:	0	0	0	0	0	0	0	0
Black/African American & White:	0	0	0	0	0	0	1	0
American Indian/Alaskan Native & Black/African American:	0	0	0	0	0	0	0	0
Other multi-racial:	0	0	0	0	0	0	2	0
Asian/Pacific Islander:	0	0	0	0	0	0	0	0
Hispanic:	0	0	0	0	0	0	0	0
Total:	0	0	0	0	0	0	31	2
Female-headed Households:	0		0		0			



U.S. Department of Housing and Urban Development
Office of Community Planning and Development
Integrated Disbursement and Information System
CDBG Activity Summary Report (GPR) for Program Year 2019
LAKELAND

Date: 03-Dec-2020

Time: 16:09

Page: 4

Income Category:

	Owner	Renter	Total	Person
Extremely Low	0	0	0	22
Low Mod	0	0	0	9
Moderate	0	0	0	0
Non Low Moderate	0	0	0	0
Total	0	0	0	31
Percent Low/Mod				100.0%

Annual Accomplishments

Years	Accomplishment Narrative	# Benefitting
2018	Tutoring is offered Tuesday, Wednesday and Thursday from 4 to 5:30 pm. Youth kindergarten through sixth grades may participate. The tutors assist the students with homework and school projects. The tutoring class also helps the youth with practice and improve their reading, writing, language arts and math skills throughout the year.	



U.S. Department of Housing and Urban Development
 Office of Community Planning and Development
 Integrated Disbursement and Information System
 CDBG Activity Summary Report (GPR) for Program Year 2019
 LAKELAND

Date: 03-Dec-2020
 Time: 16:09
 Page: 5

PGM Year: 2018
Project: 0009 - Simpson Park Summer Recreation Program
IDIS Activity: 1558 - Simpson Park Summer Recreation Program

Status: Completed 11/13/2019 12:00:00 AM
Location: 1725 Martin L King Jr Ave Lakeland, FL 33805-3103

Objective: Create suitable living environments
Outcome: Availability/accessibility
Matrix Code: Youth Services (05D)

National Objective: LMC

Initial Funding Date: 10/31/2019

Description:

Structured summer recreation program provided by the City of Lakeland's Parks and Recreation Department will provide activities for youth at community center located in low census tract area

Financing

	Fund Type	Grant Year	Grant	Funded Amount	Drawn In Program Year	Drawn Thru Program Year
CDBG	EN	2017	B17MC120011	\$23,550.00	\$0.00	\$23,550.00
Total	Total			\$23,550.00	\$0.00	\$23,550.00

Proposed Accomplishments

People (General) : 100

Actual Accomplishments

Number assisted:

	Owner		Renter		Total		Person	
	Total	Hispanic	Total	Hispanic	Total	Hispanic	Total	Hispanic
White:	0	0	0	0	0	0	1	1
Black/African American:	0	0	0	0	0	0	70	0
Asian:	0	0	0	0	0	0	0	0
American Indian/Alaskan Native:	0	0	0	0	0	0	0	0
Native Hawaiian/Other Pacific Islander:	0	0	0	0	0	0	0	0
American Indian/Alaskan Native & White:	0	0	0	0	0	0	0	0
Asian White:	0	0	0	0	0	0	0	0
Black/African American & White:	0	0	0	0	0	0	4	3
American Indian/Alaskan Native & Black/African American:	0	0	0	0	0	0	0	0
Other multi-racial:	0	0	0	0	0	0	0	0
Asian/Pacific Islander:	0	0	0	0	0	0	0	0
Hispanic:	0	0	0	0	0	0	0	0
Total:	0	0	0	0	0	0	75	4
Female-headed Households:	0		0		0			



U.S. Department of Housing and Urban Development
Office of Community Planning and Development
Integrated Disbursement and Information System
CDBG Activity Summary Report (GPR) for Program Year 2019
LAKELAND

Date: 03-Dec-2020

Time: 16:09

Page: 6

Income Category:

	Owner	Renter	Total	Person
Extremely Low	0	0	0	10
Low Mod	0	0	0	65
Moderate	0	0	0	0
Non Low Moderate	0	0	0	0
Total	0	0	0	75
Percent Low/Mod				100.0%

Annual Accomplishments

Years	Accomplishment Narrative	# Benefiting
2018	The summer camp program is held Monday-Friday 7:30 am to 5:30 pm for seven weeks. The age served are kindergarten thru sixth grade; youth can do arts, crafts, indoor sports and take field trips to movie theatre and theme parks. The students are also able to qualify to take swimming lessons.	



U.S. Department of Housing and Urban Development
 Office of Community Planning and Development
 Integrated Disbursement and Information System
 CDBG Activity Summary Report (GPR) for Program Year 2019
 LAKELAND

Date: 03-Dec-2020
 Time: 16:09
 Page: 7

PGM Year: 2018
Project: 0006 - Code Enforcement
IDIS Activity: 1559 - Code Enforcement

Status: Completed 11/13/2019 12:00:00 AM
Location: 1104 Martin L King Jr Ave Lakeland, FL 33805-4406

Objective: Create suitable living environments
Outcome: Sustainability
Matrix Code: Code Enforcement (15)

National Objective: LMA

Initial Funding Date: 12/18/2018

Description:
 Code Enforcement as its relates to demolition, housing and environmental code violations, fire inspections, overgrowth, care of premises and abandoned vehicles.


Financing

	Fund Type	Grant Year	Grant	Funded Amount	Drawn In Program Year	Drawn Thru Program Year
CDBG	EN	2017	B17MC120011	\$41,054.10	\$0.00	\$41,054.10
	PI			\$18,315.76	\$0.00	\$18,315.76
Total	Total			\$59,369.86	\$0.00	\$59,369.86

Proposed Accomplishments
 Housing Units : 2,928
 Total Population in Service Area: 10,725
 Census Tract Percent Low / Mod: 60.42

Annual Accomplishments

Years	Accomplishment Narrative	# Benefitting
2018	A total of 3001 code violations were addressed/cited in low to moderate income areas by three code enforcement officers (only one paid with CDBG funds).	



U.S. Department of Housing and Urban Development
 Office of Community Planning and Development
 Integrated Disbursement and Information System
 CDBG Activity Summary Report (GPR) for Program Year 2019
 LAKELAND

Date: 03-Dec-2020
 Time: 16:09
 Page: 8

PGM Year: 2018
Project: 0005 - Housing Rehabilitation Staff-Activity Delivery
IDIS Activity: 1560 - Housing Rehabilitation Staff-Activity Delivery

Status: Completed 11/21/2019 12:00:00 AM
Location: 1104 Martin L King Jr Ave Lakeland, FL 33805-4406

Objective: Provide decent affordable housing
Outcome: Sustainability
Matrix Code: Rehabilitation Administration (14H) **National Objective:** LMH

Initial Funding Date: 12/18/2018

Description:

Funds are budgeted to administer the owner-occupied rehabilitation program. This includes activity delivery for CDBG and other low income rehabilitation activities.

Financing

	Fund Type	Grant Year	Grant	Funded Amount	Drawn In Program Year	Drawn Thru Program Year
CDBG	EN	2017	B17MC120011	\$118,210.65	\$0.00	\$118,210.65
	PI			\$80,789.38	\$0.00	\$80,789.38
Total	Total			\$199,000.03	\$0.00	\$199,000.03

Proposed Accomplishments

Actual Accomplishments

Number assisted:

	Owner		Renter		Total		Person	
	Total	Hispanic	Total	Hispanic	Total	Hispanic	Total	Hispanic
White:	0	0	0	0	0	0	0	0
Black/African American:	0	0	0	0	0	0	0	0
Asian:	0	0	0	0	0	0	0	0
American Indian/Alaskan Native:	0	0	0	0	0	0	0	0
Native Hawaiian/Other Pacific Islander:	0	0	0	0	0	0	0	0
American Indian/Alaskan Native & White:	0	0	0	0	0	0	0	0
Asian White:	0	0	0	0	0	0	0	0
Black/African American & White:	0	0	0	0	0	0	0	0
American Indian/Alaskan Native & Black/African American:	0	0	0	0	0	0	0	0
Other multi-racial:	0	0	0	0	0	0	0	0
Asian/Pacific Islander:	0	0	0	0	0	0	0	0
Hispanic:	0	0	0	0	0	0	0	0
Total:	0	0	0	0	0	0	0	0
Female-headed Households:	0		0		0			



U.S. Department of Housing and Urban Development
Office of Community Planning and Development
Integrated Disbursement and Information System
CDBG Activity Summary Report (GPR) for Program Year 2019
LAKELAND

Date: 03-Dec-2020

Time: 16:09

Page: 9

Income Category:

	Owner	Renter	Total	Person
Extremely Low	0	0	0	0
Low Mod	0	0	0	0
Moderate	0	0	0	0
Non Low Moderate	0	0	0	0
Total	0	0	0	0
Percent Low/Mod				

Annual Accomplishments

Years	Accomplishment Narrative	# Benefiting
2018	Funds provided for wages and benefits for housing rehabilitation staff with the affordable housing programs. Accomplishments are reported under the individual activities carrying out the rehabilitation.	



U.S. Department of Housing and Urban Development
 Office of Community Planning and Development
 Integrated Disbursement and Information System
 CDBG Activity Summary Report (GPR) for Program Year 2019
 LAKELAND

Date: 03-Dec-2020
 Time: 16:09
 Page: 10

PGM Year: 2018
Project: 0010 - Coleman Bush Building Summer Tutoring
IDIS Activity: 1561 - Coleman Bush Building Summer Tutoring

Status: Completed 11/13/2019 12:00:00 AM
Location: 1104 Martin L King Jr Ave Lakeland, FL 33805-4406

Objective: Create suitable living environments
Outcome: Availability/accessibility
Matrix Code: Youth Services (05D)

National Objective: LMC

Initial Funding Date: 07/01/2019

Description:
 Summer tutoring for low income youth at the Coleman Bush Building.

Financing

	Fund Type	Grant Year	Grant	Funded Amount	Drawn In Program Year	Drawn Thru Program Year
CDBG	EN	2017	B17MC120011	\$3,200.00	\$0.00	\$3,200.00
Total	Total			\$3,200.00	\$0.00	\$3,200.00

Proposed Accomplishments

People (General) : 50

Actual Accomplishments

Number assisted:

	Owner		Renter		Total		Person	
	Total	Hispanic	Total	Hispanic	Total	Hispanic	Total	Hispanic
White:	0	0	0	0	0	0		0
Black/African American:	0	0	0	0	0	0	8	0
Asian:	0	0	0	0	0	0	0	0
American Indian/Alaskan Native:	0	0	0	0	0	0	0	0
Native Hawaiian/Other Pacific Islander:	0	0	0	0	0	0	0	0
American Indian/Alaskan Native & White:	0	0	0	0	0	0	0	0
Asian White:	0	0	0	0	0	0	0	0
Black/African American & White:	0	0	0	0	0	0	0	0
American Indian/Alaskan Native & Black/African American:	0	0	0	0	0	0	0	0
Other multi-racial:	0	0	0	0	0	0	0	0
Asian/Pacific Islander:	0	0	0	0	0	0	0	0
Hispanic:	0	0	0	0	0	0	0	0
Total:	0	0	0	0	0	0	8	0
Female-headed Households:	0		0		0			



U.S. Department of Housing and Urban Development
Office of Community Planning and Development
Integrated Disbursement and Information System
CDBG Activity Summary Report (GPR) for Program Year 2019
LAKELAND

Date: 03-Dec-2020

Time: 16:09

Page: 11

Income Category:

	Owner	Renter	Total	Person
Extremely Low	0	0	0	6
Low Mod	0	0	0	2
Moderate	0	0	0	0
Non Low Moderate	0	0	0	0
Total	0	0	0	8
Percent Low/Mod				100.0%

Annual Accomplishments

Years	Accomplishment Narrative	# Benefitting
2018	Summer tutoring is held at the Coleman Bush building to offer enrichment or to get help with studies they may have problems with during the school year. The classes are held Monday thru Thursday; two sessions 8:30 -10 am and 10:30 - 12 noon. The tutors identify each student's weaknesses through the school and collects assessment data to help them teach the child in their areas of need. The tutors also survey each student to see what the student feels they need assistance. Mostly they help with math, reading and spelling.	



U.S. Department of Housing and Urban Development
 Office of Community Planning and Development
 Integrated Disbursement and Information System
 CDBG Activity Summary Report (GPR) for Program Year 2019
 LAKELAND

Date: 03-Dec-2020
 Time: 16:09
 Page: 12

PGM Year: 2018
Project: 0012 - Coleman Bush After School Youth Programs
IDIS Activity: 1562 - Coleman Bush After School Youth Programs

Status: Completed 11/13/2019 12:00:00 AM
Location: 1104 Martin L King Jr Ave Lakeland, FL 33805-4406

Objective: Create suitable living environments
Outcome: Availability/accessibility
Matrix Code: Youth Services (05D) **National Objective:** LMC

Initial Funding Date: 12/19/2018

Description:
 Youth after school programs (such as dance & keyboard) offered to low income at the Coleman Bush Building.

Financing

	Fund Type	Grant Year	Grant	Funded Amount	Drawn In Program Year	Drawn Thru Program Year
CDBG	EN	2017	B17MC120011	\$1,325.00	\$0.00	\$1,325.00
	PI			\$450.00	\$0.00	\$450.00
Total	Total			\$1,775.00	\$0.00	\$1,775.00

Proposed Accomplishments

People (General) : 11

Actual Accomplishments

Number assisted:

	Owner		Renter		Total		Person	
	Total	Hispanic	Total	Hispanic	Total	Hispanic	Total	Hispanic
White:	0	0	0	0	0	0		0
Black/African American:	0	0	0	0	0	0	9	0
Asian:	0	0	0	0	0	0	0	0
American Indian/Alaskan Native:	0	0	0	0	0	0	0	0
Native Hawaiian/Other Pacific Islander:	0	0	0	0	0	0	0	0
American Indian/Alaskan Native & White:	0	0	0	0	0	0	0	0
Asian White:	0	0	0	0	0	0	0	0
Black/African American & White:	0	0	0	0	0	0	0	0
American Indian/Alaskan Native & Black/African American:	0	0	0	0	0	0	0	0
Other multi-racial:	0	0	0	0	0	0	0	0
Asian/Pacific Islander:	0	0	0	0	0	0	0	0
Hispanic:	0	0	0	0	0	0	0	0
Total:	0	0	0	0	0	0	9	0
Female-headed Households:	0		0		0			



U.S. Department of Housing and Urban Development
Office of Community Planning and Development
Integrated Disbursement and Information System
CDBG Activity Summary Report (GPR) for Program Year 2019
LAKELAND

Date: 03-Dec-2020

Time: 16:09

Page: 13

Income Category:

	Owner	Renter	Total	Person
Extremely Low	0	0	0	7
Low Mod	0	0	0	2
Moderate	0	0	0	0
Non Low Moderate	0	0	0	0
Total	0	0	0	9
Percent Low/Mod				100.0%

Annual Accomplishments

Years	Accomplishment Narrative	# Benefitting
2018	After school programs (keyboard/piano and dance classes)are held at the local community center, Coleman Bush. Students may participate who are six and older. There are two recitals held per year during the Christmas holiday and after school event. Students engage in hands on activities such as piano, learn techniques and play classical, popular and religious songs.	



U.S. Department of Housing and Urban Development
 Office of Community Planning and Development
 Integrated Disbursement and Information System
 CDBG Activity Summary Report (GPR) for Program Year 2019
 LAKELAND

Date: 03-Dec-2020
 Time: 16:09
 Page: 14

PGM Year: 2018
Project: 0013 - Simpson Park Art Classes
IDIS Activity: 1563 - Simpson Park Art Classes

Status: Completed 11/13/2019 12:00:00 AM **Objective:** Create suitable living environments
Location: 1725 Martin L King Jr Ave Lakeland, FL 33805-3103 **Outcome:** Availability/accessibility
Matrix Code: Youth Services (05D) **National Objective:** LMC

Initial Funding Date: 12/19/2018

Description:
 Art Classes offered after school for low income youth at Simpson Park Community Center.

Financing

	Fund Type	Grant Year	Grant	Funded Amount	Drawn In Program Year	Drawn Thru Program Year
CDBG	EN	2017	B17MC120011	\$2,139.24	\$0.00	\$2,139.24
	PI			\$600.00	\$0.00	\$600.00
Total	Total			\$2,739.24	\$0.00	\$2,739.24

Proposed Accomplishments

People (General) : 250

Actual Accomplishments

Number assisted:

	Owner		Renter		Total		Person	
	Total	Hispanic	Total	Hispanic	Total	Hispanic	Total	Hispanic
White:	0	0	0	0	0	0		0
Black/African American:	0	0	0	0	0	0	24	0
Asian:	0	0	0	0	0	0	0	0
American Indian/Alaskan Native:	0	0	0	0	0	0	0	0
Native Hawaiian/Other Pacific Islander:	0	0	0	0	0	0	0	0
American Indian/Alaskan Native & White:	0	0	0	0	0	0	0	0
Asian White:	0	0	0	0	0	0	0	0
Black/African American & White:	0	0	0	0	0	0	0	0
American Indian/Alaskan Native & Black/African American:	0	0	0	0	0	0	0	0
Other multi-racial:	0	0	0	0	0	0	1	1
Asian/Pacific Islander:	0	0	0	0	0	0	0	0
Hispanic:	0	0	0	0	0	0	0	0
Total:	0	0	0	0	0	0	25	1
Female-headed Households:	0		0		0			



U.S. Department of Housing and Urban Development
Office of Community Planning and Development
Integrated Disbursement and Information System
CDBG Activity Summary Report (GPR) for Program Year 2019
LAKELAND

Date: 03-Dec-2020

Time: 16:09


Page: 15

Income Category:

	Owner	Renter	Total	Person
Extremely Low	0	0	0	7
Low Mod	0	0	0	18
Moderate	0	0	0	0
Non Low Moderate	0	0	0	0
Total	0	0	0	25
Percent Low/Mod				100.0%

Annual Accomplishments

Years	Accomplishment Narrative	# Benefitting
2018	The goal for the art program is to allow the kids to express themselves. Brenda showed me all the small projects that the kids completed earlier that week. The students are to allowed to express themselves through Art such as painting t-shirts and other forms of art techniques.	



U.S. Department of Housing and Urban Development
 Office of Community Planning and Development
 Integrated Disbursement and Information System
 CDBG Activity Summary Report (GPR) for Program Year 2019
 LAKELAND

Date: 03-Dec-2020
 Time: 16:09
 Page: 16

PGM Year: 2018
Project: 0014 - Simpson Park Dance Lesson
IDIS Activity: 1564 - Simpson Park Dance Lesson

Status: Completed 11/13/2019 12:00:00 AM
Location: 1725 Martin L King Jr Ave Lakeland, FL 33805-3103

Objective: Create suitable living environments
Outcome: Availability/accessibility
Matrix Code: Youth Services (05D)

National Objective: LMC

Initial Funding Date: 12/19/2018

Description:

Dance Classes offered to low income youth at Simpson Park Community Center.

Financing

	Fund Type	Grant Year	Grant	Funded Amount	Drawn In Program Year	Drawn Thru Program Year
CDBG	EN	2017	B17MC120011	\$1,015.00	\$0.00	\$1,015.00
	PI			\$420.00	\$0.00	\$420.00
Total	Total			\$1,435.00	\$0.00	\$1,435.00

Proposed Accomplishments

People (General) : 250

Actual Accomplishments

Number assisted:

	Owner		Renter		Total		Person	
	Total	Hispanic	Total	Hispanic	Total	Hispanic	Total	Hispanic
White:	0	0	0	0	0	0		0
Black/African American:	0	0	0	0	0	0	24	0
Asian:	0	0	0	0	0	0	0	0
American Indian/Alaskan Native:	0	0	0	0	0	0	0	0
Native Hawaiian/Other Pacific Islander:	0	0	0	0	0	0	0	0
American Indian/Alaskan Native & White:	0	0	0	0	0	0	0	0
Asian White:	0	0	0	0	0	0	0	0
Black/African American & White:	0	0	0	0	0	0	0	0
American Indian/Alaskan Native & Black/African American:	0	0	0	0	0	0	0	0
Other multi-racial:	0	0	0	0	0	0	1	0
Asian/Pacific Islander:	0	0	0	0	0	0	0	0
Hispanic:	0	0	0	0	0	0	0	0
Total:	0	0	0	0	0	0	25	0
Female-headed Households:	0		0		0			



U.S. Department of Housing and Urban Development
Office of Community Planning and Development
Integrated Disbursement and Information System
CDBG Activity Summary Report (GPR) for Program Year 2019
LAKELAND

Date: 03-Dec-2020

Time: 16:09

Page: 17

Income Category:

	Owner	Renter	Total	Person
Extremely Low	0	0	0	7
Low Mod	0	0	0	18
Moderate	0	0	0	0
Non Low Moderate	0	0	0	0
Total	0	0	0	25
Percent Low/Mod				100.0%

Annual Accomplishments

Years	Accomplishment Narrative	# Benefitting
2018	The Cultural Dance Classes are held at the Simpson Park Community Center and administer by Crystal's World of Dance. This is collaboration between the City Parks and Crystal's World of Dance. The grant provides income qualified youth with 25 scholarships to attend a variety of classes. Youth engage in a variety of classes such as Ballet, Tap, Jazz, and African Dance.	



U.S. Department of Housing and Urban Development
 Office of Community Planning and Development
 Integrated Disbursement and Information System
 CDBG Activity Summary Report (GPR) for Program Year 2019
 LAKELAND

Date: 03-Dec-2020
 Time: 16:09
 Page: 18

PGM Year: 2018
Project: 0015 - Simpson Park Summer Swimming Lessons
IDIS Activity: 1565 - Simpson Park Summer Swimming Lessons

Status: Completed 11/13/2019 12:00:00 AM **Objective:** Create suitable living environments
Location: 1725 Martin L King Jr Ave Lakeland, FL 33805-3103 **Outcome:** Availability/accessibility
Matrix Code: Youth Services (05D) **National Objective:** LMC

Initial Funding Date: 10/31/2019

Description:
 Swimming lessons offered to low income youth at the Simpson Park Community Center.

Financing

	Fund Type	Grant Year	Grant	Funded Amount	Drawn In Program Year	Drawn Thru Program Year
CDBG	EN	2018	B18MC120011	\$4,000.00	\$0.00	\$4,000.00
Total	Total			\$4,000.00	\$0.00	\$4,000.00


Proposed Accomplishments

People (General) : 105

Actual Accomplishments

Number assisted:

	Owner		Renter		Total		Person	
	Total	Hispanic	Total	Hispanic	Total	Hispanic	Total	Hispanic
White:	0	0	0	0	0	0	20	20
Black/African American:	0	0	0	0	0	0	71	12
Asian:	0	0	0	0	0	0	0	0
American Indian/Alaskan Native:	0	0	0	0	0	0	0	0
Native Hawaiian/Other Pacific Islander:	0	0	0	0	0	0	6	0
American Indian/Alaskan Native & White:	0	0	0	0	0	0	0	0
Asian White:	0	0	0	0	0	0	0	0
Black/African American & White:	0	0	0	0	0	0	2	0
American Indian/Alaskan Native & Black/African American:	0	0	0	0	0	0	0	0
Other multi-racial:	0	0	0	0	0	0	1	1
Asian/Pacific Islander:	0	0	0	0	0	0	0	0
Hispanic:	0	0	0	0	0	0	0	0
Total:	0	0	0	0	0	0	100	33
Female-headed Households:	0		0		0			



U.S. Department of Housing and Urban Development
Office of Community Planning and Development
Integrated Disbursement and Information System
CDBG Activity Summary Report (GPR) for Program Year 2019
LAKELAND

Date: 03-Dec-2020

Time: 16:09

Page: 19

Income Category:

	Owner	Renter	Total	Person
Extremely Low	0	0	0	88
Low Mod	0	0	0	12
Moderate	0	0	0	0
Non Low Moderate	0	0	0	0
Total	0	0	0	100
Percent Low/Mod				100.0%

Annual Accomplishments

Years	Accomplishment Narrative	# Benefitting
2018	Swimming lessons are held at Simpson Park for students in elementary school. There are ten day sessions for 45 minutes each. The life guards follow by American Red Cross swimming course, the course is called Learn-to-Swim. Most of the youth start off in Preschool skill level which is 1, 2, and 3. These are the basic fundamentals of swimming for all of the kids that are just learning or the younger children. This includes paddling, kicking and holding their breath under water. The kids will spend at most of the summer swimming program at the preschool level and will advance to Learned to Swim if the instructors are comfortable with them doing so. Learned to Swim skill level is 4, 5 and 6.	



U.S. Department of Housing and Urban Development
 Office of Community Planning and Development
 Integrated Disbursement and Information System
 CDBG Activity Summary Report (GPR) for Program Year 2019
 LAKELAND

Date: 03-Dec-2020
 Time: 16:09
 Page: 20

PGM Year: 2018
Project: 0016 - Boys and Girls Club Summer and After School Programs
IDIS Activity: 1566 - Boys and Girls Club Summer and After School Programs

Status: Completed 11/13/2019 12:00:00 AM **Objective:** Create suitable living environments
Location: 1505 Martin L King Jr Ave Lakeland, FL 33805-3627 **Outcome:** Availability/accessibility
Matrix Code: Youth Services (05D) **National Objective:** LMC

Initial Funding Date: 10/31/2019

Description:
 Summer camp and after school programs provides a safe environment for low income at-risk youth.

Financing

	Fund Type	Grant Year	Grant	Funded Amount	Drawn In Program Year	Drawn Thru Program Year
CDBG	EN	2017	B17MC120011	\$4,291.23	\$0.00	\$4,291.23
		2018	B18MC120011	\$5,708.77	\$0.00	\$5,708.77
Total	Total			\$10,000.00	\$0.00	\$10,000.00

Proposed Accomplishments

People (General) : 80


Actual Accomplishments

Number assisted:

	Owner		Renter		Total		Person	
	Total	Hispanic	Total	Hispanic	Total	Hispanic	Total	Hispanic
White:	0	0	0	0	0	0	4	0
Black/African American:	0	0	0	0	0	0	49	0
Asian:	0	0	0	0	0	0	0	0
American Indian/Alaskan Native:	0	0	0	0	0	0	0	0
Native Hawaiian/Other Pacific Islander:	0	0	0	0	0	0	0	0
American Indian/Alaskan Native & White:	0	0	0	0	0	0	0	0
Asian White:	0	0	0	0	0	0	0	0
Black/African American & White:	0	0	0	0	0	0	0	0
American Indian/Alaskan Native & Black/African American:	0	0	0	0	0	0	0	0
Other multi-racial:	0	0	0	0	0	0	2	1
Asian/Pacific Islander:	0	0	0	0	0	0	0	0
Hispanic:	0	0	0	0	0	0	0	0
Total:	0	0	0	0	0	0	55	1

Female-headed Households:

	0	0	0
--	---	---	---



U.S. Department of Housing and Urban Development
Office of Community Planning and Development
Integrated Disbursement and Information System
CDBG Activity Summary Report (GPR) for Program Year 2019
LAKELAND

Date: 03-Dec-2020

Time: 16:09

Page: 21

Income Category:

	Owner	Renter	Total	Person
Extremely Low	0	0	0	19
Low Mod	0	0	0	36
Moderate	0	0	0	0
Non Low Moderate	0	0	0	0
Total	0	0	0	55
Percent Low/Mod				100.0%

Annual Accomplishments

Years	Accomplishment Narrative	# Benefitting
2018	The Boys & Girls Club provides a positive atmosphere for low-income and disadvantaged youth through summer programs and association with various supportive programs. The program runs for eight weeks from 7:30 am to 5:00 pm. The program has a maximum capacity of 120 kids and on the day of monitoring there were about 100. The 120-participant limit is placed on the program to maintain the quality delivered to the kids. There are five paid staff, two paid tutors, two paid certified teachers and two paid food professionals. They all work 8 hour days. The children are served breakfast and lunch, with the food for these being provided by a USDA food program; but the snacks are provided by the Club.	



U.S. Department of Housing and Urban Development
 Office of Community Planning and Development
 Integrated Disbursement and Information System
 CDBG Activity Summary Report (GPR) for Program Year 2019
 LAKELAND

Date: 03-Dec-2020
 Time: 16:09
 Page: 22

PGM Year: 2018
Project: 0018 - Sunrise Community of Polk County
IDIS Activity: 1568 - Sunrise Community of Polk County

Status: Completed 3/10/2020 12:00:00 AM
Location: 940 Alicia Rd Lakeland, FL 33801-2104
Objective: Create suitable living environments
Outcome: Sustainability
Matrix Code: Services for Persons with Disabilities (05B)
National Objective: LMC

Initial Funding Date: 09/10/2019

Description:
 Improvement and revitalize home for aging adults with disabilities and cerebral palsy.

Financing

	Fund Type	Grant Year	Grant	Funded Amount	Drawn In Program Year	Drawn Thru Program Year
CDBG	EN	2017	B17MC120011	\$3,391.00	\$3,391.00	\$3,391.00
Total	Total			\$3,391.00	\$3,391.00	\$3,391.00

Proposed Accomplishments

People (General) : 8

Actual Accomplishments

Number assisted:

	Owner		Renter		Total		Person	
	Total	Hispanic	Total	Hispanic	Total	Hispanic	Total	Hispanic
White:	0	0	0	0	0	0	7	1
Black/African American:	0	0	0	0	0	0	0	0
Asian:	0	0	0	0	0	0	0	0
American Indian/Alaskan Native:	0	0	0	0	0	0	0	0
Native Hawaiian/Other Pacific Islander:	0	0	0	0	0	0	0	0
American Indian/Alaskan Native & White:	0	0	0	0	0	0	0	0
Asian White:	0	0	0	0	0	0	0	0
Black/African American & White:	0	0	0	0	0	0	1	0
American Indian/Alaskan Native & Black/African American:	0	0	0	0	0	0	0	0
Other multi-racial:	0	0	0	0	0	0	0	0
Asian/Pacific Islander:	0	0	0	0	0	0	0	0
Hispanic:	0	0	0	0	0	0	0	0
Total:	0	0	0	0	0	0	8	1
Female-headed Households:	0		0		0			



U.S. Department of Housing and Urban Development
Office of Community Planning and Development
Integrated Disbursement and Information System
CDBG Activity Summary Report (GPR) for Program Year 2019
LAKELAND

Date: 03-Dec-2020

Time: 16:09

Page: 23

Income Category:

	Owner	Renter	Total	Person
Extremely Low	0	0	0	8
Low Mod	0	0	0	0
Moderate	0	0	0	0
Non Low Moderate	0	0	0	0
Total	0	0	0	8
Percent Low/Mod				100.0%

Annual Accomplishments

Years	Accomplishment Narrative	# Benefitting
2018	Driveway was provided at local group home for developmentally disabled clients. The driveway and parking area is a safe area for wheelchairs and adults with unbalanced gait to travel and/walk. This project was provided to one of four group homes which provides twenty five adults with residential services. The home is designated exclusively for adults with various developmental disabilities such as autism, cerebral palsy, spina bifida and intellectual disabilities.	



U.S. Department of Housing and Urban Development
 Office of Community Planning and Development
 Integrated Disbursement and Information System
 CDBG Activity Summary Report (GPR) for Program Year 2019
 LAKELAND

Date: 03-Dec-2020
 Time: 16:09
 Page: 24

PGM Year: 2018
Project: 0020 - The Salvation Army
IDIS Activity: 1570 - The Salvation Army

Status: Completed 11/13/2019 12:00:00 AM
Location: 3800 Kathleen Rd Lakeland, FL 33810-6712

Objective: Create suitable living environments
Outcome: Sustainability
Matrix Code: Other Public Services Not Listed in 05A-05Y, 03T (05Z) **National Objective:** LMC

Initial Funding Date: 05/16/2019

Description:
 Financial assistance classes offered to homeless families with children to create stability and self-sufficiency.

Financing

	Fund Type	Grant Year	Grant	Funded Amount	Drawn In Program Year	Drawn Thru Program Year
CDBG	EN	2017	B17MC120011	\$10,000.00	\$0.00	\$10,000.00
Total	Total			\$10,000.00	\$0.00	\$10,000.00


Proposed Accomplishments

People (General) : 40

Actual Accomplishments

Number assisted:

	Owner		Renter		Total		Person	
	Total	Hispanic	Total	Hispanic	Total	Hispanic	Total	Hispanic
White:	0	0	0	0	0	0	90	31
Black/African American:	0	0	0	0	0	0	34	0
Asian:	0	0	0	0	0	0	1	0
American Indian/Alaskan Native:	0	0	0	0	0	0	0	0
Native Hawaiian/Other Pacific Islander:	0	0	0	0	0	0	0	0
American Indian/Alaskan Native & White:	0	0	0	0	0	0	0	0
Asian White:	0	0	0	0	0	0	1	0
Black/African American & White:	0	0	0	0	0	0	2	0
American Indian/Alaskan Native & Black/African American:	0	0	0	0	0	0	2	0
Other multi-racial:	0	0	0	0	0	0	2	0
Asian/Pacific Islander:	0	0	0	0	0	0	0	0
Hispanic:	0	0	0	0	0	0	0	0
Total:	0	0	0	0	0	0	132	31
Female-headed Households:	0		0		0			



U.S. Department of Housing and Urban Development
Office of Community Planning and Development
Integrated Disbursement and Information System
CDBG Activity Summary Report (GPR) for Program Year 2019
LAKELAND

Date: 03-Dec-2020

Time: 16:09


Page: 25

Income Category:

	Owner	Renter	Total	Person
Extremely Low	0	0	0	30
Low Mod	0	0	0	102
Moderate	0	0	0	0
Non Low Moderate	0	0	0	0
Total	0	0	0	132
Percent Low/Mod				100.0%

Annual Accomplishments

Years	Accomplishment Narrative	# Benefitting
2018	The shelter has a total of twenty one apartments with two & three bedrooms; there are three vacancy. The emergency shelter has twenty efficiency apartments with kitchens and bathroom with 54 residents (22 adults and 32 children). The facility also provide a daycare for its clients.	



U.S. Department of Housing and Urban Development
 Office of Community Planning and Development
 Integrated Disbursement and Information System
 CDBG Activity Summary Report (GPR) for Program Year 2019
 LAKELAND

Date: 03-Dec-2020
 Time: 16:09
 Page: 26

PGM Year: 2018
Project: 0001 - Owner Occupied Rehabilitation
IDIS Activity: 1572 - Single Unit Residential Rehabilitation

Status: Completed 10/2/2019 12:00:00 AM
Location: Address Suppressed

Objective: Provide decent affordable housing
Outcome: Sustainability
Matrix Code: Rehab; Single-Unit Residential (14A) **National Objective:** LMH

Initial Funding Date: 12/19/2018

Description:
 Minor rehabilitation provided to income qualified homeowner.

Financing

	Fund Type	Grant Year	Grant	Funded Amount	Drawn In Program Year	Drawn Thru Program Year
CDBG	EN	2016	B16MC120011	\$16,921.20	\$0.00	\$16,921.20
		2017	B17MC120011	\$23,570.25	\$0.00	\$23,570.25
	PI			\$500.00	\$0.00	\$500.00
Total	Total			\$40,991.45	\$0.00	\$40,991.45

Proposed Accomplishments

Housing Units : 1

Actual Accomplishments

Number assisted:

	Owner		Renter		Total		Person	
	Total	Hispanic	Total	Hispanic	Total	Hispanic	Total	Hispanic
White:	0	0	0	0	0	0		0
Black/African American:	1	0	0	0	1	0	0	0
Asian:	0	0	0	0	0	0	0	0
American Indian/Alaskan Native:	0	0	0	0	0	0	0	0
Native Hawaiian/Other Pacific Islander:	0	0	0	0	0	0	0	0
American Indian/Alaskan Native & White:	0	0	0	0	0	0	0	0
Asian White:	0	0	0	0	0	0	0	0
Black/African American & White:	0	0	0	0	0	0	0	0
American Indian/Alaskan Native & Black/African American:	0	0	0	0	0	0	0	0
Other multi-racial:	0	0	0	0	0	0	0	0
Asian/Pacific Islander:	0	0	0	0	0	0	0	0
Hispanic:	0	0	0	0	0	0	0	0
Total:	1	0	0	0	1	0	0	0



U.S. Department of Housing and Urban Development
Office of Community Planning and Development
Integrated Disbursement and Information System
CDBG Activity Summary Report (GPR) for Program Year 2019
LAKELAND

Date: 03-Dec-2020

Time: 16:09

Page: 27

Female-headed Households: 0 0 0

Income Category:

	Owner	Renter	Total	Person
Extremely Low	0	0	0	0
Low Mod	1	0	1	0
Moderate	0	0	0	0
Non Low Moderate	0	0	0	0
Total	1	0	1	0
Percent Low/Mod	100.0%		100.0%	

Annual Accomplishments

Years	Accomplishment Narrative	# Benefiting
2019	Major rehabilitation on owner occupied home.	



U.S. Department of Housing and Urban Development
 Office of Community Planning and Development
 Integrated Disbursement and Information System
 CDBG Activity Summary Report (GPR) for Program Year 2019
 LAKELAND

Date: 03-Dec-2020
 Time: 16:09
 Page: 28

PGM Year: 2018
Project: 0001 - Owner Occupied Rehabilitation
IDIS Activity: 1576 - Single Unit Residential Rehabilitation

Status: Completed 11/14/2019 12:00:00 AM
Location: Address Suppressed
Objective: Provide decent affordable housing
Outcome: Sustainability
Matrix Code: Rehab; Single-Unit Residential (14A) **National Objective:** LMH

Initial Funding Date: 06/20/2019

Description:
 Income qualified homeowner receive rehab work .

Financing

	Fund Type	Grant Year	Grant	Funded Amount	Drawn In Program Year	Drawn Thru Program Year
CDBG	EN	2017	B17MC120011	\$19,525.85	\$0.00	\$19,525.85
Total	Total			\$19,525.85	\$0.00	\$19,525.85

Proposed Accomplishments

Housing Units : 1

Actual Accomplishments

Number assisted:

	Owner		Renter		Total		Person	
	Total	Hispanic	Total	Hispanic	Total	Hispanic	Total	Hispanic
White:	0	0	0	0	0	0		0
Black/African American:	1	0	0	0	1	0	0	0
Asian:	0	0	0	0	0	0	0	0
American Indian/Alaskan Native:	0	0	0	0	0	0	0	0
Native Hawaiian/Other Pacific Islander:	0	0	0	0	0	0	0	0
American Indian/Alaskan Native & White:	0	0	0	0	0	0	0	0
Asian White:	0	0	0	0	0	0	0	0
Black/African American & White:	0	0	0	0	0	0	0	0
American Indian/Alaskan Native & Black/African American:	0	0	0	0	0	0	0	0
Other multi-racial:	0	0	0	0	0	0	0	0
Asian/Pacific Islander:	0	0	0	0	0	0	0	0
Hispanic:	0	0	0	0	0	0	0	0
Total:	1	0	0	0	1	0	0	0
Female-headed Households:	0		0		0			



U.S. Department of Housing and Urban Development
Office of Community Planning and Development
Integrated Disbursement and Information System
CDBG Activity Summary Report (GPR) for Program Year 2019
LAKELAND

Date: 03-Dec-2020

Time: 16:09

Page: 29

Income Category:

	Owner	Renter	Total	Person
Extremely Low	0	0	0	0
Low Mod	1	0	1	0
Moderate	0	0	0	0
Non Low Moderate	0	0	0	0
Total	1	0	1	0
Percent Low/Mod	100.0%		100.0%	

Annual Accomplishments

Years	Accomplishment Narrative	# Benefitting
2018	Housing rehabilitation provided to low income homeowner.	



U.S. Department of Housing and Urban Development
 Office of Community Planning and Development
 Integrated Disbursement and Information System
 CDBG Activity Summary Report (GPR) for Program Year 2019
 LAKELAND

Date: 03-Dec-2020
 Time: 16:09
 Page: 30

PGM Year: 2018
Project: 0001 - Owner Occupied Rehabilitation
IDIS Activity: 1577 - Single Unit Residential Rehabilitation

Status: Completed 11/14/2019 12:00:00 AM
Location: Address Suppressed
Objective: Provide decent affordable housing
Outcome: Sustainability
Matrix Code: Rehab; Single-Unit Residential (14A) **National Objective:** LMH

Initial Funding Date: 07/01/2019

Description:
 Minor repair to owner occupied low income homeowner.

Financing

	Fund Type	Grant Year	Grant	Funded Amount	Drawn In Program Year	Drawn Thru Program Year
CDBG	EN	2017	B17MC120011	\$24,566.00	\$0.00	\$24,566.00
Total	Total			\$24,566.00	\$0.00	\$24,566.00

Proposed Accomplishments

Housing Units : 1

Actual Accomplishments

Number assisted:

	Owner		Renter		Total		Person	
	Total	Hispanic	Total	Hispanic	Total	Hispanic	Total	Hispanic
White:	0	0	0	0	0	0		0
Black/African American:	1	0	0	0	1	0	0	0
Asian:	0	0	0	0	0	0	0	0
American Indian/Alaskan Native:	0	0	0	0	0	0	0	0
Native Hawaiian/Other Pacific Islander:	0	0	0	0	0	0	0	0
American Indian/Alaskan Native & White:	0	0	0	0	0	0	0	0
Asian White:	0	0	0	0	0	0	0	0
Black/African American & White:	0	0	0	0	0	0	0	0
American Indian/Alaskan Native & Black/African American:	0	0	0	0	0	0	0	0
Other multi-racial:	0	0	0	0	0	0	0	0
Asian/Pacific Islander:	0	0	0	0	0	0	0	0
Hispanic:	0	0	0	0	0	0	0	0
Total:	1	0	0	0	1	0	0	0
Female-headed Households:	0		0		0			



U.S. Department of Housing and Urban Development
Office of Community Planning and Development
Integrated Disbursement and Information System
CDBG Activity Summary Report (GPR) for Program Year 2019
LAKELAND

Date: 03-Dec-2020

Time: 16:09

Page: 31

Income Category:

	Owner	Renter	Total	Person
Extremely Low	0	0	0	0
Low Mod	1	0	1	0
Moderate	0	0	0	0
Non Low Moderate	0	0	0	0
Total	1	0	1	0
Percent Low/Mod	100.0%		100.0%	

Annual Accomplishments

Years	Accomplishment Narrative	# Benefiting
2018	Housing rehabilitation provided to low income homeowner.	



U.S. Department of Housing and Urban Development
 Office of Community Planning and Development
 Integrated Disbursement and Information System
 CDBG Activity Summary Report (GPR) for Program Year 2019
 LAKELAND

Date: 03-Dec-2020
 Time: 16:09
 Page: 32

PGM Year: 2018
Project: 0001 - Owner Occupied Rehabilitation
IDIS Activity: 1578 - Single Unit Residential Rehabilitation

Status: Completed 1/21/2020 12:00:00 AM
Location: Address Suppressed
Objective: Provide decent affordable housing
Outcome: Sustainability
Matrix Code: Rehab; Single-Unit Residential (14A) **National Objective:** LMH

Initial Funding Date: 07/01/2019

Description:
 Minor repairs to owner occupied low income home owner.

Financing

	Fund Type	Grant Year	Grant	Funded Amount	Drawn In Program Year	Drawn Thru Program Year
CDBG	EN	2017	B17MC120011	\$9,691.64	\$0.00	\$9,691.64
Total	Total			\$9,691.64	\$0.00	\$9,691.64

Proposed Accomplishments

Housing Units : 1

Actual Accomplishments

Number assisted:

	Owner		Renter		Total		Person	
	Total	Hispanic	Total	Hispanic	Total	Hispanic	Total	Hispanic
White:	1	0	0	0	1	0	0	0
Black/African American:	0	0	0	0	0	0	0	0
Asian:	0	0	0	0	0	0	0	0
American Indian/Alaskan Native:	0	0	0	0	0	0	0	0
Native Hawaiian/Other Pacific Islander:	0	0	0	0	0	0	0	0
American Indian/Alaskan Native & White:	0	0	0	0	0	0	0	0
Asian White:	0	0	0	0	0	0	0	0
Black/African American & White:	0	0	0	0	0	0	0	0
American Indian/Alaskan Native & Black/African American:	0	0	0	0	0	0	0	0
Other multi-racial:	0	0	0	0	0	0	0	0
Asian/Pacific Islander:	0	0	0	0	0	0	0	0
Hispanic:	0	0	0	0	0	0	0	0
Total:	1	0	0	0	1	0	0	0
Female-headed Households:	0		0		0			



U.S. Department of Housing and Urban Development
Office of Community Planning and Development
Integrated Disbursement and Information System
CDBG Activity Summary Report (GPR) for Program Year 2019
LAKELAND

Date: 03-Dec-2020

Time: 16:09

Page: 33

Income Category:

	Owner	Renter	Total	Person
Extremely Low	0	0	0	0
Low Mod	1	0	1	0
Moderate	0	0	0	0
Non Low Moderate	0	0	0	0
Total	1	0	1	0
Percent Low/Mod	100.0%		100.0%	

Annual Accomplishments

Years	Accomplishment Narrative	# Benefitting
2019	Minor Rehab provided to income qualified homeowner.	



U.S. Department of Housing and Urban Development
 Office of Community Planning and Development
 Integrated Disbursement and Information System
 CDBG Activity Summary Report (GPR) for Program Year 2019
 LAKELAND

Date: 03-Dec-2020
 Time: 16:09
 Page: 34

PGM Year: 2019
Project: 0003 - Temporary Relocation
IDIS Activity: 1582 - Temporary Relocation

Status: Completed 10/2/2019 12:00:00 AM
Location: Address Suppressed

Objective: Provide decent affordable housing
Outcome: Sustainability
Matrix Code: Relocation (08)

National Objective: LMC

Initial Funding Date: 08/19/2019

Description:
 Provide temporary relocation for new construction.

Financing

	Fund Type	Grant Year	Grant	Funded Amount	Drawn In Program Year	Drawn Thru Program Year
CDBG	EN	2017	B17MC120011	\$1,400.00	\$0.00	\$1,400.00
Total	Total			\$1,400.00	\$0.00	\$1,400.00

Proposed Accomplishments

Households (General) : 1

Actual Accomplishments

Number assisted:

	Owner		Renter		Total		Person	
	Total	Hispanic	Total	Hispanic	Total	Hispanic	Total	Hispanic
White:	1	0	0	0	1	0	0	0
Black/African American:	0	0	0	0	0	0	0	0
Asian:	0	0	0	0	0	0	0	0
American Indian/Alaskan Native:	0	0	0	0	0	0	0	0
Native Hawaiian/Other Pacific Islander:	0	0	0	0	0	0	0	0
American Indian/Alaskan Native & White:	0	0	0	0	0	0	0	0
Asian White:	0	0	0	0	0	0	0	0
Black/African American & White:	0	0	0	0	0	0	0	0
American Indian/Alaskan Native & Black/African American:	0	0	0	0	0	0	0	0
Other multi-racial:	0	0	0	0	0	0	0	0
Asian/Pacific Islander:	0	0	0	0	0	0	0	0
Hispanic:	0	0	0	0	0	0	0	0
Total:	1	0	0	0	1	0	0	0
Female-headed Households:	0		0		0			



U.S. Department of Housing and Urban Development
Office of Community Planning and Development
Integrated Disbursement and Information System
CDBG Activity Summary Report (GPR) for Program Year 2019
LAKELAND

Date: 03-Dec-2020

Time: 16:09

Page: 35

Income Category:

	Owner	Renter	Total	Person
Extremely Low	1	0	1	0
Low Mod	0	0	0	0
Moderate	0	0	0	0
Non Low Moderate	0	0	0	0
Total	1	0	1	0
Percent Low/Mod	100.0%		100.0%	

Annual Accomplishments

Years	Accomplishment Narrative	# Benefitting
2018	Temporary Relocation provided to homeowner during re-construction.	



U.S. Department of Housing and Urban Development
 Office of Community Planning and Development
 Integrated Disbursement and Information System
 CDBG Activity Summary Report (GPR) for Program Year 2019
 LAKELAND

Date: 03-Dec-2020
 Time: 16:09
 Page: 36

PGM Year: 2019
Project: 0001 - Owner Occupied Rehabilitation
IDIS Activity: 1583 - Single Unit Residential Rehabilitation

Status: Completed 6/8/2020 12:00:00 AM
Location: Address Suppressed

Objective: Provide decent affordable housing
Outcome: Sustainability
Matrix Code: Rehab; Single-Unit Residential (14A) **National Objective:** LMH

Initial Funding Date: 08/19/2019

Description:

New construction on low income owner's lot.

Financing

	Fund Type	Grant Year	Grant	Funded Amount	Drawn In Program Year	Drawn Thru Program Year
CDBG	EN	2017	B17MC120011	\$104,000.00	\$94,051.30	\$104,000.00
		2018	B18MC120011	\$4,160.50	\$4,160.50	\$4,160.50
Total	Total			\$108,160.50	\$98,211.80	\$108,160.50

Proposed Accomplishments

Housing Units : 1

Actual Accomplishments

Number assisted:

	Owner		Renter		Total		Person	
	Total	Hispanic	Total	Hispanic	Total	Hispanic	Total	Hispanic
White:	1	0	0	0	1	0	0	0
Black/African American:	0	0	0	0	0	0	0	0
Asian:	0	0	0	0	0	0	0	0
American Indian/Alaskan Native:	0	0	0	0	0	0	0	0
Native Hawaiian/Other Pacific Islander:	0	0	0	0	0	0	0	0
American Indian/Alaskan Native & White:	0	0	0	0	0	0	0	0
Asian White:	0	0	0	0	0	0	0	0
Black/African American & White:	0	0	0	0	0	0	0	0
American Indian/Alaskan Native & Black/African American:	0	0	0	0	0	0	0	0
Other multi-racial:	0	0	0	0	0	0	0	0
Asian/Pacific Islander:	0	0	0	0	0	0	0	0
Hispanic:	0	0	0	0	0	0	0	0
Total:	1	0	0	0	1	0	0	0

Female-headed Households: 0



U.S. Department of Housing and Urban Development
Office of Community Planning and Development
Integrated Disbursement and Information System
CDBG Activity Summary Report (GPR) for Program Year 2019
LAKELAND

Date: 03-Dec-2020

Time: 16:09


Page: 37

Income Category:

	Owner	Renter	Total	Person
Extremely Low	0	0	0	0
Low Mod	1	0	1	0
Moderate	0	0	0	0
Non Low Moderate	0	0	0	0
Total	1	0	1	0
Percent Low/Mod	100.0%		100.0%	

Annual Accomplishments

Years	Accomplishment Narrative	# Benefitting
2019	Reconstruction of home for low income homeowner.	



U.S. Department of Housing and Urban Development
 Office of Community Planning and Development
 Integrated Disbursement and Information System
 CDBG Activity Summary Report (GPR) for Program Year 2019
 LAKELAND

Date: 03-Dec-2020
 Time: 16:09
 Page: 38

PGM Year: 2019
Project: 0001 - Owner Occupied Rehabilitation
IDIS Activity: 1584 - Single Unit Residential Rehabilitation

Status: Completed 8/6/2020 12:00:00 AM
Location: Address Suppressed

Objective: Provide decent affordable housing
Outcome: Sustainability
Matrix Code: Rehab; Single-Unit Residential (14A) **National Objective:** LMH

Initial Funding Date: 08/19/2019

Description:
 Major rehab for owner occupied client.

Financing

	Fund Type	Grant Year	Grant	Funded Amount	Drawn In Program Year	Drawn Thru Program Year
CDBG	EN	2017	B17MC120011	\$37,200.00	\$5,617.92	\$37,200.00
		2018	B18MC120011	\$4,746.95	\$4,746.95	\$4,746.95
Total	Total			\$41,946.95	\$10,364.87	\$41,946.95

Proposed Accomplishments


Housing Units : 1

Actual Accomplishments

Number assisted:

	Owner		Renter		Total		Person	
	Total	Hispanic	Total	Hispanic	Total	Hispanic	Total	Hispanic
White:	0	0	0	0	0	0		0
Black/African American:	1	0	0	0	1	0	0	0
Asian:	0	0	0	0	0	0	0	0
American Indian/Alaskan Native:	0	0	0	0	0	0	0	0
Native Hawaiian/Other Pacific Islander:	0	0	0	0	0	0	0	0
American Indian/Alaskan Native & White:	0	0	0	0	0	0	0	0
Asian White:	0	0	0	0	0	0	0	0
Black/African American & White:	0	0	0	0	0	0	0	0
American Indian/Alaskan Native & Black/African American:	0	0	0	0	0	0	0	0
Other multi-racial:	0	0	0	0	0	0	0	0
Asian/Pacific Islander:	0	0	0	0	0	0	0	0
Hispanic:	0	0	0	0	0	0	0	0
Total:	1	0	0	0	1	0	0	0

Female-headed Households: 0



U.S. Department of Housing and Urban Development
Office of Community Planning and Development
Integrated Disbursement and Information System
CDBG Activity Summary Report (GPR) for Program Year 2019
LAKELAND

Date: 03-Dec-2020

Time: 16:09

Page: 39

Income Category:

	Owner	Renter	Total	Person
Extremely Low	0	0	0	0
Low Mod	0	0	0	0
Moderate	1	0	1	0
Non Low Moderate	0	0	0	0
Total	1	0	1	0
Percent Low/Mod	100.0%		100.0%	

Annual Accomplishments

Years	Accomplishment Narrative	# Benefitting
2019	Major rehab provided to income qualified homeowner.	



U.S. Department of Housing and Urban Development
 Office of Community Planning and Development
 Integrated Disbursement and Information System
 CDBG Activity Summary Report (GPR) for Program Year 2019
 LAKELAND

Date: 03-Dec-2020
 Time: 16:09
 Page: 40

PGM Year: 2019
Project: 0001 - Owner Occupied Rehabilitation
IDIS Activity: 1585 - Single Unit Residential Rehabilitation

Status: Completed 6/8/2020 12:00:00 AM
Location: Address Suppressed
Objective: Provide decent affordable housing
Outcome: Sustainability
Matrix Code: Rehab; Single-Unit Residential (14A) **National Objective:** LMH

Initial Funding Date: 09/17/2019

Description:
 Major rehabilitation of home for income qualified homeowner.

Financing

	Fund Type	Grant Year	Grant	Funded Amount	Drawn In Program Year	Drawn Thru Program Year
CDBG	EN	2017	B17MC120011	\$68,950.00	\$68,127.00	\$68,950.00
		2018	B18MC120011	\$2,971.00	\$2,971.00	\$2,971.00
Total	Total			\$71,921.00	\$71,098.00	\$71,921.00

Proposed Accomplishments

Housing Units : 1

Actual Accomplishments

Number assisted:

	Owner		Renter		Total		Person	
	Total	Hispanic	Total	Hispanic	Total	Hispanic	Total	Hispanic
White:	1	0	0	0	1	0	0	0
Black/African American:	0	0	0	0	0	0	0	0
Asian:	0	0	0	0	0	0	0	0
American Indian/Alaskan Native:	0	0	0	0	0	0	0	0
Native Hawaiian/Other Pacific Islander:	0	0	0	0	0	0	0	0
American Indian/Alaskan Native & White:	0	0	0	0	0	0	0	0
Asian White:	0	0	0	0	0	0	0	0
Black/African American & White:	0	0	0	0	0	0	0	0
American Indian/Alaskan Native & Black/African American:	0	0	0	0	0	0	0	0
Other multi-racial:	0	0	0	0	0	0	0	0
Asian/Pacific Islander:	0	0	0	0	0	0	0	0
Hispanic:	0	0	0	0	0	0	0	0
Total:	1	0	0	0	1	0	0	0

Female-headed Households:

0	0	0
---	---	---



U.S. Department of Housing and Urban Development
Office of Community Planning and Development
Integrated Disbursement and Information System
CDBG Activity Summary Report (GPR) for Program Year 2019
LAKELAND

Date: 03-Dec-2020

Time: 16:09

Page: 41

Income Category:

	Owner	Renter	Total	Person
Extremely Low	0	0	0	0
Low Mod	1	0	1	0
Moderate	0	0	0	0
Non Low Moderate	0	0	0	0
Total	1	0	1	0
Percent Low/Mod	100.0%		100.0%	

Annual Accomplishments

Years	Accomplishment Narrative	# Benefitting
2019	Major rehab provided to low income homeowner.	



U.S. Department of Housing and Urban Development
 Office of Community Planning and Development
 Integrated Disbursement and Information System
 CDBG Activity Summary Report (GPR) for Program Year 2019
 LAKELAND

Date: 03-Dec-2020
 Time: 16:09
 Page: 42

PGM Year: 2019
Project: 0003 - Temporary Relocation
IDIS Activity: 1586 - Temporary Relocation

Status: Completed 10/2/2019 12:00:00 AM
Location: Address Suppressed

Objective: Provide decent affordable housing
Outcome: Sustainability
Matrix Code: Relocation (08)

National Objective: LMH

Initial Funding Date: 09/17/2019

Description:

Temporary Relocation funds provided to income qualified homeowner.

Financing

	Fund Type	Grant Year	Grant	Funded Amount	Drawn In Program Year	Drawn Thru Program Year
CDBG	EN	2017	B17MC120011	\$1,400.00	\$0.00	\$1,400.00
Total	Total			\$1,400.00	\$0.00	\$1,400.00


Proposed Accomplishments

Households (General) : 1

Actual Accomplishments

Number assisted:

	Owner		Renter		Total		Person	
	Total	Hispanic	Total	Hispanic	Total	Hispanic	Total	Hispanic
White:	1	0	0	0	1	0	0	0
Black/African American:	0	0	0	0	0	0	0	0
Asian:	0	0	0	0	0	0	0	0
American Indian/Alaskan Native:	0	0	0	0	0	0	0	0
Native Hawaiian/Other Pacific Islander:	0	0	0	0	0	0	0	0
American Indian/Alaskan Native & White:	0	0	0	0	0	0	0	0
Asian White:	0	0	0	0	0	0	0	0
Black/African American & White:	0	0	0	0	0	0	0	0
American Indian/Alaskan Native & Black/African American:	0	0	0	0	0	0	0	0
Other multi-racial:	0	0	0	0	0	0	0	0
Asian/Pacific Islander:	0	0	0	0	0	0	0	0
Hispanic:	0	0	0	0	0	0	0	0
Total:	1	0	0	0	1	0	0	0
Female-headed Households:	0		0		0			



U.S. Department of Housing and Urban Development
Office of Community Planning and Development
Integrated Disbursement and Information System
CDBG Activity Summary Report (GPR) for Program Year 2019
LAKELAND

Date: 03-Dec-2020

Time: 16:09

Page: 43

Income Category:

	Owner	Renter	Total	Person
Extremely Low	0	0	0	0
Low Mod	1	0	1	0
Moderate	0	0	0	0
Non Low Moderate	0	0	0	0
Total	1	0	1	0
Percent Low/Mod	100.0%		100.0%	

Annual Accomplishments

Years	Accomplishment Narrative	# Benefiting
2018	Temporary relocation provided major rehab.	



U.S. Department of Housing and Urban Development
 Office of Community Planning and Development
 Integrated Disbursement and Information System
 CDBG Activity Summary Report (GPR) for Program Year 2019
 LAKELAND

Date: 03-Dec-2020
 Time: 16:09
 Page: 44

PGM Year: 2019
Project: 0001 - Owner Occupied Rehabilitation
IDIS Activity: 1587 - Single Unit Residential Rehabilitation

Status: Completed 3/10/2020 12:00:00 AM
Location: Address Suppressed
Objective: Provide decent affordable housing
Outcome: Sustainability
Matrix Code: Rehab; Single-Unit Residential (14A) **National Objective:** LMH

Initial Funding Date: 09/17/2019

Description:
 Housing repairs provided to income qualified homeowner.

Financing

	Fund Type	Grant Year	Grant	Funded Amount	Drawn In Program Year	Drawn Thru Program Year
CDBG	EN	2017	B17MC120011	\$36,125.00	\$14,389.30	\$36,125.00
		2018	B18MC120011	\$2,058.20	\$2,058.20	\$2,058.20
Total	Total			\$38,183.20	\$16,447.50	\$38,183.20

Proposed Accomplishments

Housing Units : 1

Actual Accomplishments

Number assisted:

	Owner		Renter		Total		Person	
	Total	Hispanic	Total	Hispanic	Total	Hispanic	Total	Hispanic
White:	0	0	0	0	0	0		0
Black/African American:	1	0	0	0	1	0	0	0
Asian:	0	0	0	0	0	0	0	0
American Indian/Alaskan Native:	0	0	0	0	0	0	0	0
Native Hawaiian/Other Pacific Islander:	0	0	0	0	0	0	0	0
American Indian/Alaskan Native & White:	0	0	0	0	0	0	0	0
Asian White:	0	0	0	0	0	0	0	0
Black/African American & White:	0	0	0	0	0	0	0	0
American Indian/Alaskan Native & Black/African American:	0	0	0	0	0	0	0	0
Other multi-racial:	0	0	0	0	0	0	0	0
Asian/Pacific Islander:	0	0	0	0	0	0	0	0
Hispanic:	0	0	0	0	0	0	0	0
Total:	1	0	0	0	1	0	0	0

Female-headed Households:

0	0	0
---	---	---



U.S. Department of Housing and Urban Development
Office of Community Planning and Development
Integrated Disbursement and Information System
CDBG Activity Summary Report (GPR) for Program Year 2019
LAKELAND

Date: 03-Dec-2020

Time: 16:09

Page: 45

Income Category:

	Owner	Renter	Total	Person
Extremely Low	1	0	1	0
Low Mod	0	0	0	0
Moderate	0	0	0	0
Non Low Moderate	0	0	0	0
Total	1	0	1	0
Percent Low/Mod	100.0%		100.0%	

Annual Accomplishments

Years	Accomplishment Narrative	# Benefitting
2019	Major rehab provided to low income home owner.	



U.S. Department of Housing and Urban Development
 Office of Community Planning and Development
 Integrated Disbursement and Information System
 CDBG Activity Summary Report (GPR) for Program Year 2019
 LAKELAND

Date: 03-Dec-2020
 Time: 16:09
 Page: 46

PGM Year: 2018
Project: 0001 - Owner Occupied Rehabilitation
IDIS Activity: 1588 - Single Unit Owner Occupied Rehabilitation

Status: Completed 1/21/2020 12:00:00 AM
Location: Address Suppressed
Objective: Provide decent affordable housing
Outcome: Sustainability
Matrix Code: Rehab; Single-Unit Residential (14A) **National Objective:** LMH

Initial Funding Date: 10/29/2019

Description:

Financing

	Fund Type	Grant Year	Grant	Funded Amount	Drawn In Program Year	Drawn Thru Program Year
CDBG	EN	2017	B17MC120011	\$3,000.00	\$0.00	\$3,000.00
Total	Total			\$3,000.00	\$0.00	\$3,000.00

Proposed Accomplishments

Housing Units : 1

Actual Accomplishments

Number assisted:

	Owner		Renter		Total		Person	
	Total	Hispanic	Total	Hispanic	Total	Hispanic	Total	Hispanic
White:	0	0	0	0	0	0		0
Black/African American:	1	0	0	0	1	0	0	0
Asian:	0	0	0	0	0	0	0	0
American Indian/Alaskan Native:	0	0	0	0	0	0	0	0
Native Hawaiian/Other Pacific Islander:	0	0	0	0	0	0	0	0
American Indian/Alaskan Native & White:	0	0	0	0	0	0	0	0
Asian White:	0	0	0	0	0	0	0	0
Black/African American & White:	0	0	0	0	0	0	0	0
American Indian/Alaskan Native & Black/African American:	0	0	0	0	0	0	0	0
Other multi-racial:	0	0	0	0	0	0	0	0
Asian/Pacific Islander:	0	0	0	0	0	0	0	0
Hispanic:	0	0	0	0	0	0	0	0
Total:	1	0	0	0	1	0	0	0
Female-headed Households:	0		0		0			



U.S. Department of Housing and Urban Development
Office of Community Planning and Development
Integrated Disbursement and Information System
CDBG Activity Summary Report (GPR) for Program Year 2019
LAKELAND

Date: 03-Dec-2020

Time: 16:09

Page: 47

Income Category:

	Owner	Renter	Total	Person
Extremely Low	0	0	0	0
Low Mod	1	0	1	0
Moderate	0	0	0	0
Non Low Moderate	0	0	0	0
Total	1	0	1	0
Percent Low/Mod	100.0%		100.0%	

Annual Accomplishments

Years	Accomplishment Narrative	# Benefitting
2019	Minor Rehab provided to income qualified homeowner.	



U.S. Department of Housing and Urban Development
 Office of Community Planning and Development
 Integrated Disbursement and Information System
 CDBG Activity Summary Report (GPR) for Program Year 2019
 LAKELAND

Date: 03-Dec-2020
 Time: 16:09
 Page: 48

PGM Year: 2018
Project: 0001 - Owner Occupied Rehabilitation
IDIS Activity: 1589 - Single Unit Owner Occupied Rehabilitation

Status: Completed 3/10/2020 12:00:00 AM
Location: Address Suppressed
Objective: Provide decent affordable housing
Outcome: Sustainability
Matrix Code: Rehab; Single-Unit Residential (14A) **National Objective:** LMH

Initial Funding Date: 10/29/2019

Description:
 Minor repairs to owner occupied homeowner home.

Financing

	Fund Type	Grant Year	Grant	Funded Amount	Drawn In Program Year	Drawn Thru Program Year
CDBG	EN	2017	B17MC120011	\$631.72	\$486.72	\$631.72
		2018	B18MC120011	\$6,805.23	\$6,805.23	\$6,805.23
Total	Total			\$7,436.95	\$7,291.95	\$7,436.95

Proposed Accomplishments

Housing Units : 1

Actual Accomplishments

Number assisted:

	Owner		Renter		Total		Person	
	Total	Hispanic	Total	Hispanic	Total	Hispanic	Total	Hispanic
White:	0	0	0	0	0	0		0
Black/African American:	1	0	0	0	1	0	0	0
Asian:	0	0	0	0	0	0	0	0
American Indian/Alaskan Native:	0	0	0	0	0	0	0	0
Native Hawaiian/Other Pacific Islander:	0	0	0	0	0	0	0	0
American Indian/Alaskan Native & White:	0	0	0	0	0	0	0	0
Asian White:	0	0	0	0	0	0	0	0
Black/African American & White:	0	0	0	0	0	0	0	0
American Indian/Alaskan Native & Black/African American:	0	0	0	0	0	0	0	0
Other multi-racial:	0	0	0	0	0	0	0	0
Asian/Pacific Islander:	0	0	0	0	0	0	0	0
Hispanic:	0	0	0	0	0	0	0	0
Total:	1	0	0	0	1	0	0	0
Female-headed Households:	0		0		0			



U.S. Department of Housing and Urban Development
Office of Community Planning and Development
Integrated Disbursement and Information System
CDBG Activity Summary Report (GPR) for Program Year 2019
LAKELAND

Date: 03-Dec-2020

Time: 16:09


Page: 49

Income Category:

	Owner	Renter	Total	Person
Extremely Low	0	0	0	0
Low Mod	1	0	1	0
Moderate	0	0	0	0
Non Low Moderate	0	0	0	0
Total	1	0	1	0
Percent Low/Mod	100.0%		100.0%	

Annual Accomplishments

Years	Accomplishment Narrative	# Benefitting
2019	Emergency repairs (plumbing services) provided to low income homeowner.	



U.S. Department of Housing and Urban Development
 Office of Community Planning and Development
 Integrated Disbursement and Information System
 CDBG Activity Summary Report (GPR) for Program Year 2019
 LAKELAND

Date: 03-Dec-2020
 Time: 16:09
 Page: 50

PGM Year: 2019
Project: 0005 - Housing Rehabilitation Staff-Activity Delivery
IDIS Activity: 1590 - Housing Rehab Activity Delivery

Status: Completed 11/19/2020 12:00:00 AM
Location: 1104 Martin L King Jr Ave Lakeland, FL 33805-4406
Objective: Provide decent affordable housing
Outcome: Availability/accessibility
Matrix Code: Rehabilitation Administration (14H) **National Objective:** LMH

Initial Funding Date: 12/20/2019

Description:

Funds are budgeted to administer the owner-occupied rehabilitation programs. This includes activity delivery for CDBG and other low income rehabilitation activities.

Financing

	Fund Type	Grant Year	Grant	Funded Amount	Drawn In Program Year	Drawn Thru Program Year
CDBG	EN	2018	B18MC120011	\$200,000.00	\$200,000.00	\$200,000.00
		2019	B19MC120011	\$25,620.64	\$25,620.64	\$25,620.64
Total	Total			\$225,620.64	\$225,620.64	\$225,620.64

Proposed Accomplishments

Actual Accomplishments

Number assisted:

	Owner		Renter		Total		Person	
	Total	Hispanic	Total	Hispanic	Total	Hispanic	Total	Hispanic
White:	0	0	0	0	0	0	0	0
Black/African American:	0	0	0	0	0	0	0	0
Asian:	0	0	0	0	0	0	0	0
American Indian/Alaskan Native:	0	0	0	0	0	0	0	0
Native Hawaiian/Other Pacific Islander:	0	0	0	0	0	0	0	0
American Indian/Alaskan Native & White:	0	0	0	0	0	0	0	0
Asian White:	0	0	0	0	0	0	0	0
Black/African American & White:	0	0	0	0	0	0	0	0
American Indian/Alaskan Native & Black/African American:	0	0	0	0	0	0	0	0
Other multi-racial:	0	0	0	0	0	0	0	0
Asian/Pacific Islander:	0	0	0	0	0	0	0	0
Hispanic:	0	0	0	0	0	0	0	0
Total:	0	0	0	0	0	0	0	0
Female-headed Households:	0		0		0			



U.S. Department of Housing and Urban Development
Office of Community Planning and Development
Integrated Disbursement and Information System
CDBG Activity Summary Report (GPR) for Program Year 2019
LAKELAND

Date: 03-Dec-2020

Time: 16:09

Page: 51

Income Category:

	Owner	Renter	Total	Person
Extremely Low	0	0	0	0
Low Mod	0	0	0	0
Moderate	0	0	0	0
Non Low Moderate	0	0	0	0
Total	0	0	0	0
Percent Low/Mod				

Annual Accomplishments

Years	Accomplishment Narrative	# Benefiting
2019	Funds provided for wages and benefits for housing rehabilitation staff with the affordable housing programs. Accomplishments are reported under the individual activities carrying out the rehabilitation.	



U.S. Department of Housing and Urban Development
 Office of Community Planning and Development
 Integrated Disbursement and Information System
 CDBG Activity Summary Report (GPR) for Program Year 2019
 LAKELAND

Date: 03-Dec-2020
 Time: 16:09
 Page: 52

PGM Year: 2019
Project: 0006 - Code Enforcement
IDIS Activity: 1591 - Code Enforcement

Status: Completed 11/18/2020 12:00:00 AM
Location: 1104 Martin L King Jr Ave Lakeland, FL 33805-4406

Objective: Create suitable living environments
Outcome: Sustainability
Matrix Code: Code Enforcement (15) **National Objective:** LMA

Initial Funding Date: 12/18/2019

Description:
 Code Enforcement as it relates to demolition, housing and environmental code violations, fire inspection, overgrowthcare of premises, and abandoned vehicles.

Financing


	Fund Type	Grant Year	Grant	Funded Amount	Drawn In Program Year	Drawn Thru Program Year
CDBG	EN	2018	B18MC120011	\$62,777.21	\$62,777.21	\$62,777.21
Total	Total			\$62,777.21	\$62,777.21	\$62,777.21

Proposed Accomplishments

Housing Units : 3,074
 Total Population in Service Area: 20,265
 Census Tract Percent Low / Mod: 68.47

Annual Accomplishments

Years	Accomplishment Narrative	# Benefiting
2019	A total of 6767 code violations were issued in low to moderate income neighborhoods; one officer was paid with this funding.	



U.S. Department of Housing and Urban Development
 Office of Community Planning and Development
 Integrated Disbursement and Information System
 CDBG Activity Summary Report (GPR) for Program Year 2019
 LAKELAND

Date: 03-Dec-2020
 Time: 16:09
 Page: 53

PGM Year: 2019
Project: 0007 - General Program Administration
IDIS Activity: 1592 - General Program Administration CDBG

Status: Completed 11/18/2020 12:00:00 AM
Location: ,
Objective:
Outcome:
Matrix Code: General Program Administration (21A) **National Objective:**

Initial Funding Date: 12/18/2019

Description:
 General program administration involving the oversight, monitoring and coordination of Community Development Block Grant Program and related activities.
 Payroll and benefits of staff involved in administration and costs for the provision of CDBG and HOME programs and information to the public.
 General program administration and project soft costs.

Financing

	Fund Type	Grant Year	Grant	Funded Amount	Drawn In Program Year	Drawn Thru Program Year
CDBG	EN	2018	B18MC120011	\$125,600.00	\$125,600.00	\$125,600.00
		2019	B19MC120011	\$12,666.99	\$12,666.99	\$12,666.99
Total	Total			\$138,266.99	\$138,266.99	\$138,266.99

Proposed Accomplishments

Actual Accomplishments

Number assisted:

	Owner		Renter		Total		Person	
	Total	Hispanic	Total	Hispanic	Total	Hispanic	Total	Hispanic
White:					0	0		
Black/African American:					0	0		
Asian:					0	0		
American Indian/Alaskan Native:					0	0		
Native Hawaiian/Other Pacific Islander:					0	0		
American Indian/Alaskan Native & White:					0	0		
Asian White:					0	0		
Black/African American & White:					0	0		
American Indian/Alaskan Native & Black/African American:					0	0		
Other multi-racial:					0	0		
Asian/Pacific Islander:					0	0		
Hispanic:					0	0		
Total:	0	0	0	0	0	0	0	0



U.S. Department of Housing and Urban Development
Office of Community Planning and Development
Integrated Disbursement and Information System
CDBG Activity Summary Report (GPR) for Program Year 2019
LAKELAND

Date: 03-Dec-2020

Time: 16:09

Page: 54

Female-headed Households:


0

Income Category:

	Owner	Renter	Total	Person
Extremely Low			0	
Low Mod			0	
Moderate			0	
Non Low Moderate			0	
Total	0	0	0	0
Percent Low/Mod				

Annual Accomplishments

No data returned for this view. This might be because the applied filter excludes all data.



U.S. Department of Housing and Urban Development
 Office of Community Planning and Development
 Integrated Disbursement and Information System
 CDBG Activity Summary Report (GPR) for Program Year 2019
 LAKELAND

Date: 03-Dec-2020
 Time: 16:09
 Page: 55

PGM Year: 2019
Project: 0009 - Simpson Park Summer Recreation Program
IDIS Activity: 1593 - Simpson Park Summer Recreation Program

Status: Completed 11/19/2020 12:00:00 AM
Location: 1104 Martin L King Jr Ave Lakeland, FL 33805-4406

Objective: Create suitable living environments
Outcome: Availability/accessibility
Matrix Code: Youth Services (05D)

National Objective: LMC

Initial Funding Date: 11/05/2020

Description:

This structured summer recreation program provided by the City of Lakeland's Parks and Recreation Department will provide activities for the youth.

Financing

	Fund Type	Grant Year	Grant	Funded Amount	Drawn In Program Year	Drawn Thru Program Year
CDBG	EN	2018	B18MC120011	\$6,050.00	\$6,050.00	\$6,050.00
Total	Total			\$6,050.00	\$6,050.00	\$6,050.00


Proposed Accomplishments

People (General) : 100

Actual Accomplishments

Number assisted:

	Owner		Renter		Total		Person	
	Total	Hispanic	Total	Hispanic	Total	Hispanic	Total	Hispanic
White:	0	0	0	0	0	0		0
Black/African American:	0	0	0	0	0	0	17	0
Asian:	0	0	0	0	0	0	0	0
American Indian/Alaskan Native:	0	0	0	0	0	0	0	0
Native Hawaiian/Other Pacific Islander:	0	0	0	0	0	0	0	0
American Indian/Alaskan Native & White:	0	0	0	0	0	0	0	0
Asian White:	0	0	0	0	0	0	0	0
Black/African American & White:	0	0	0	0	0	0	2	2
American Indian/Alaskan Native & Black/African American:	0	0	0	0	0	0	0	0
Other multi-racial:	0	0	0	0	0	0	0	0
Asian/Pacific Islander:	0	0	0	0	0	0	0	0
Hispanic:	0	0	0	0	0	0	0	0
Total:	0	0	0	0	0	0	19	2
Female-headed Households:	0		0		0			



U.S. Department of Housing and Urban Development
Office of Community Planning and Development
Integrated Disbursement and Information System
CDBG Activity Summary Report (GPR) for Program Year 2019
LAKELAND

Date: 03-Dec-2020

Time: 16:09

Page: 56

Income Category:

	Owner	Renter	Total	Person
Extremely Low	0	0	0	4
Low Mod	0	0	0	15
Moderate	0	0	0	0
Non Low Moderate	0	0	0	0
Total	0	0	0	19
Percent Low/Mod				100.0%

Annual Accomplishments

Years	Accomplishment Narrative	# Benefitting
2019	Day camp provided for youth in the nearby housing authority complex and neighborhoods. The youth's activities were limited this year due to COVID 19. The activities were performed within the Simpson Park building and grounds.	



U.S. Department of Housing and Urban Development
 Office of Community Planning and Development
 Integrated Disbursement and Information System
 CDBG Activity Summary Report (GPR) for Program Year 2019
 LAKELAND

Date: 03-Dec-2020
 Time: 16:09
 Page: 57

PGM Year: 2019
Project: 0010 - Coleman Bush Building Summer Tutoring
IDIS Activity: 1594 - Coleman Bush Summer Tutoring

Status: Completed 11/18/2020 12:00:00 AM
Location: 1104 Martin L King Jr Ave Lakeland, FL 33805-4406

Objective: Create suitable living environments
Outcome: Availability/accessibility
Matrix Code: Youth Services (05D)

National Objective: LMC

Initial Funding Date: 07/29/2020

Description:
 Summer tutoring for low income youth.

Financing

	Fund Type	Grant Year	Grant	Funded Amount	Drawn In Program Year	Drawn Thru Program Year
CDBG	EN	2019	B19MC120011	\$3,108.48	\$3,108.48	\$3,108.48
Total	Total			\$3,108.48	\$3,108.48	\$3,108.48


Proposed Accomplishments

People (General) : 50

Actual Accomplishments

Number assisted:

	Owner		Renter		Total		Person	
	Total	Hispanic	Total	Hispanic	Total	Hispanic	Total	Hispanic
White:	0	0	0	0	0	0		0
Black/African American:	0	0	0	0	0	0	9	0
Asian:	0	0	0	0	0	0	0	0
American Indian/Alaskan Native:	0	0	0	0	0	0	0	0
Native Hawaiian/Other Pacific Islander:	0	0	0	0	0	0	0	0
American Indian/Alaskan Native & White:	0	0	0	0	0	0	0	0
Asian White:	0	0	0	0	0	0	0	0
Black/African American & White:	0	0	0	0	0	0	0	0
American Indian/Alaskan Native & Black/African American:	0	0	0	0	0	0	0	0
Other multi-racial:	0	0	0	0	0	0	0	0
Asian/Pacific Islander:	0	0	0	0	0	0	0	0
Hispanic:	0	0	0	0	0	0	0	0
Total:	0	0	0	0	0	0	9	0
Female-headed Households:	0		0		0			



U.S. Department of Housing and Urban Development
Office of Community Planning and Development
Integrated Disbursement and Information System
CDBG Activity Summary Report (GPR) for Program Year 2019
LAKELAND

Date: 03-Dec-2020

Time: 16:09

Page: 58

Income Category:

	Owner	Renter	Total	Person
Extremely Low	0	0	0	5
Low Mod	0	0	0	4
Moderate	0	0	0	0
Non Low Moderate	0	0	0	0
Total	0	0	0	9
Percent Low/Mod				100.0%

Annual Accomplishments

Years	Accomplishment Narrative	# Benefitting
2019	Summer tutoring held at the center for a shorter period instead of the regular period due to COVID 19. The youth concentrated on reading and math skills.	



U.S. Department of Housing and Urban Development
 Office of Community Planning and Development
 Integrated Disbursement and Information System
 CDBG Activity Summary Report (GPR) for Program Year 2019
 LAKELAND

Date: 03-Dec-2020
 Time: 16:09
 Page: 59

PGM Year: 2019
Project: 0011 - Coleman Bush Building Fall Tutoring
IDIS Activity: 1595 - Coleman Bush Building Fall Tutoring

Status: Completed 11/19/2020 12:00:00 AM
Location: 1104 Martin L King Jr Ave Lakeland, FL 33805-4406

Objective: Create suitable living environments
Outcome: Availability/accessibility
Matrix Code: Youth Services (05D)

National Objective: LMC

Initial Funding Date: 12/20/2019

Description:

After school tutoring for low income youth.

Financing

	Fund Type	Grant Year	Grant	Funded Amount	Drawn In Program Year	Drawn Thru Program Year
CDBG	EN	2018	B18MC120011	\$8,975.91	\$8,975.91	\$8,975.91
Total	Total			\$8,975.91	\$8,975.91	\$8,975.91


Proposed Accomplishments

People (General) : 60

Actual Accomplishments

Number assisted:

	Owner		Renter		Total		Person	
	Total	Hispanic	Total	Hispanic	Total	Hispanic	Total	Hispanic
White:	0	0	0	0	0	0		0
Black/African American:	0	0	0	0	0	0	48	1
Asian:	0	0	0	0	0	0	0	0
American Indian/Alaskan Native:	0	0	0	0	0	0	0	0
Native Hawaiian/Other Pacific Islander:	0	0	0	0	0	0	0	0
American Indian/Alaskan Native & White:	0	0	0	0	0	0	0	0
Asian White:	0	0	0	0	0	0	0	0
Black/African American & White:	0	0	0	0	0	0	0	0
American Indian/Alaskan Native & Black/African American:	0	0	0	0	0	0	3	3
Other multi-racial:	0	0	0	0	0	0	1	1
Asian/Pacific Islander:	0	0	0	0	0	0	0	0
Hispanic:	0	0	0	0	0	0	0	0
Total:	0	0	0	0	0	0	52	5
Female-headed Households:	0		0		0			



U.S. Department of Housing and Urban Development
Office of Community Planning and Development
Integrated Disbursement and Information System
CDBG Activity Summary Report (GPR) for Program Year 2019
LAKELAND

Date: 03-Dec-2020

Time: 16:09

Page: 60

Income Category:

	Owner	Renter	Total	Person
Extremely Low	0	0	0	38
Low Mod	0	0	0	14
Moderate	0	0	0	0
Non Low Moderate	0	0	0	0
Total	0	0	0	52
Percent Low/Mod				100.0%

Annual Accomplishments

Years	Accomplishment Narrative	# Benefitting
2019	Classes held on Tuesday, Wednesday and Thursday for elementary and middle Students to improve grades. Certified teachers monitor students grades for improvement.	



U.S. Department of Housing and Urban Development
 Office of Community Planning and Development
 Integrated Disbursement and Information System
 CDBG Activity Summary Report (GPR) for Program Year 2019
 LAKELAND

Date: 03-Dec-2020
 Time: 16:09
 Page: 61

PGM Year: 2019
Project: 0012 - Coleman Bush After School Youth Programs
IDIS Activity: 1596 - Coleman Bush After School Youth Programs

Status: Completed 11/19/2020 12:00:00 AM
Location: 1104 Martin L King Jr Ave Lakeland, FL 33805-4406

Objective: Create suitable living environments
Outcome: Availability/accessibility
Matrix Code: Youth Services (05D)

National Objective: LMC

Initial Funding Date: 12/20/2019

Description:
 Youth Activities (Piano, dance and other classes) for low income

Financing

	Fund Type	Grant Year	Grant	Funded Amount	Drawn In Program Year	Drawn Thru Program Year
CDBG	EN	2018	B18MC120011	\$1,551.00	\$1,551.00	\$1,551.00
Total	Total			\$1,551.00	\$1,551.00	\$1,551.00


Proposed Accomplishments

People (General) : 11

Actual Accomplishments

Number assisted:

	Owner		Renter		Total		Person	
	Total	Hispanic	Total	Hispanic	Total	Hispanic	Total	Hispanic
White:	0	0	0	0	0	0	1	1
Black/African American:	0	0	0	0	0	0	5	0
Asian:	0	0	0	0	0	0	0	0
American Indian/Alaskan Native:	0	0	0	0	0	0	0	0
Native Hawaiian/Other Pacific Islander:	0	0	0	0	0	0	0	0
American Indian/Alaskan Native & White:	0	0	0	0	0	0	0	0
Asian White:	0	0	0	0	0	0	0	0
Black/African American & White:	0	0	0	0	0	0	0	0
American Indian/Alaskan Native & Black/African American:	0	0	0	0	0	0	0	0
Other multi-racial:	0	0	0	0	0	0	0	0
Asian/Pacific Islander:	0	0	0	0	0	0	0	0
Hispanic:	0	0	0	0	0	0	0	0
Total:	0	0	0	0	0	0	6	1
Female-headed Households:	0		0		0			



U.S. Department of Housing and Urban Development
Office of Community Planning and Development
Integrated Disbursement and Information System
CDBG Activity Summary Report (GPR) for Program Year 2019
LAKELAND

Date: 03-Dec-2020

Time: 16:09


Page: 62

Income Category:

	Owner	Renter	Total	Person
Extremely Low	0	0	0	2
Low Mod	0	0	0	4
Moderate	0	0	0	0
Non Low Moderate	0	0	0	0
Total	0	0	0	6
Percent Low/Mod				100.0%

Annual Accomplishments

Years	Accomplishment Narrative	# Benefitting
2019	Youth are awarded scholarships for dance and piano lessons at the community center. Classes are held after school on Tuesday, Wednesday and Thursday.	



U.S. Department of Housing and Urban Development
 Office of Community Planning and Development
 Integrated Disbursement and Information System
 CDBG Activity Summary Report (GPR) for Program Year 2019
 LAKELAND

Date: 03-Dec-2020
 Time: 16:09
 Page: 63

PGM Year: 2019
Project: 0013 - Simpson Park Art Classes
IDIS Activity: 1597 - Simpson Park Art Classes

Status: Completed 11/18/2020 12:00:00 AM
Location: 1104 Martin L King Jr Ave Lakeland, FL 33805-4406

Objective: Create suitable living environments
Outcome: Availability/accessibility
Matrix Code: Youth Services (05D)

National Objective: LMC

Initial Funding Date: 12/20/2019

Description:

After School art classes for low income youth.

Financing

	Fund Type	Grant Year	Grant	Funded Amount	Drawn In Program Year	Drawn Thru Program Year
CDBG	EN	2018	B18MC120011	\$2,704.12	\$2,704.12	\$2,704.12
Total	Total			\$2,704.12	\$2,704.12	\$2,704.12

Proposed Accomplishments

People (General) : 250

Actual Accomplishments

Number assisted:

	Owner		Renter		Total		Person	
	Total	Hispanic	Total	Hispanic	Total	Hispanic	Total	Hispanic
White:	0	0	0	0	0	0		0
Black/African American:	0	0	0	0	0	0	28	0
Asian:	0	0	0	0	0	0	0	0
American Indian/Alaskan Native:	0	0	0	0	0	0	0	0
Native Hawaiian/Other Pacific Islander:	0	0	0	0	0	0	0	0
American Indian/Alaskan Native & White:	0	0	0	0	0	0	0	0
Asian White:	0	0	0	0	0	0	0	0
Black/African American & White:	0	0	0	0	0	0	2	0
American Indian/Alaskan Native & Black/African American:	0	0	0	0	0	0	0	0
Other multi-racial:	0	0	0	0	0	0	0	0
Asian/Pacific Islander:	0	0	0	0	0	0	0	0
Hispanic:	0	0	0	0	0	0	0	0
Total:	0	0	0	0	0	0	30	0
Female-headed Households:	0		0		0			



U.S. Department of Housing and Urban Development
Office of Community Planning and Development
Integrated Disbursement and Information System
CDBG Activity Summary Report (GPR) for Program Year 2019
LAKELAND

Date: 03-Dec-2020

Time: 16:09

Page: 64

Income Category:

	Owner	Renter	Total	Person
Extremely Low	0	0	0	12
Low Mod	0	0	0	18
Moderate	0	0	0	0
Non Low Moderate	0	0	0	0
Total	0	0	0	30
Percent Low/Mod				100.0%

Annual Accomplishments

Years	Accomplishment Narrative	# Benefiting
--------------	---------------------------------	---------------------

2019



U.S. Department of Housing and Urban Development
 Office of Community Planning and Development
 Integrated Disbursement and Information System
 CDBG Activity Summary Report (GPR) for Program Year 2019
 LAKELAND

Date: 03-Dec-2020
 Time: 16:09
 Page: 65

PGM Year: 2019
Project: 0014 - Simpson Park Dance Lesson
IDIS Activity: 1598 - Simpson Park Dance Lesson

Status: Completed 11/18/2020 12:00:00 AM
Location: 1104 Martin L King Jr Ave Lakeland, FL 33805-4406

Objective: Create suitable living environments
Outcome: Availability/accessibility
Matrix Code: Youth Services (05D)

National Objective: LMC

Initial Funding Date: 12/20/2019

Description:

Dance classes for low income youth.

Financing

	Fund Type	Grant Year	Grant	Funded Amount	Drawn In Program Year	Drawn Thru Program Year
CDBG	EN	2018	B18MC120011	\$1,741.86	\$1,741.86	\$1,741.86
Total	Total			\$1,741.86	\$1,741.86	\$1,741.86


Proposed Accomplishments

People (General) : 250

Actual Accomplishments

Number assisted:

	Owner		Renter		Total		Person	
	Total	Hispanic	Total	Hispanic	Total	Hispanic	Total	Hispanic
White:	0	0	0	0	0	0		0
Black/African American:	0	0	0	0	0	0	28	0
Asian:	0	0	0	0	0	0	0	0
American Indian/Alaskan Native:	0	0	0	0	0	0	0	0
Native Hawaiian/Other Pacific Islander:	0	0	0	0	0	0	0	0
American Indian/Alaskan Native & White:	0	0	0	0	0	0	0	0
Asian White:	0	0	0	0	0	0	0	0
Black/African American & White:	0	0	0	0	0	0	2	0
American Indian/Alaskan Native & Black/African American:	0	0	0	0	0	0	0	0
Other multi-racial:	0	0	0	0	0	0	0	0
Asian/Pacific Islander:	0	0	0	0	0	0	0	0
Hispanic:	0	0	0	0	0	0	0	0
Total:	0	0	0	0	0	0	30	0
Female-headed Households:	0		0		0			



U.S. Department of Housing and Urban Development
Office of Community Planning and Development
Integrated Disbursement and Information System
CDBG Activity Summary Report (GPR) for Program Year 2019
LAKELAND

Date: 03-Dec-2020

Time: 16:09

Page: 66

Income Category:

	Owner	Renter	Total	Person
Extremely Low	0	0	0	12
Low Mod	0	0	0	18
Moderate	0	0	0	0
Non Low Moderate	0	0	0	0
Total	0	0	0	30
Percent Low/Mod				100.0%

Annual Accomplishments

Years	Accomplishment Narrative	# Benefitting
2019	Students come from the local community to participate in the dance classes. Dance classes involve Ballet, Jazz, Tap, and African Dance. There is at any given time, 10-15 students in the classes.	



U.S. Department of Housing and Urban Development
 Office of Community Planning and Development
 Integrated Disbursement and Information System
 CDBG Activity Summary Report (GPR) for Program Year 2019
 LAKELAND

Date: 03-Dec-2020
 Time: 16:09
 Page: 67

PGM Year: 2019
Project: 0016 - Boys and Girls Club Summer and After School Programs
IDIS Activity: 1600 - Boys and Girls Club Summer and After School Programs

Status: Completed 11/18/2020 12:00:00 AM **Objective:** Create suitable living environments
Location: 1505 Martin L King Jr Ave Lakeland, FL 33805-3627 **Outcome:** Availability/accessibility
Matrix Code: Youth Services (05D) **National Objective:** LMC

Initial Funding Date: 09/28/2020

Description:
 Summer camp and after school programs for children.

Financing

	Fund Type	Grant Year	Grant	Funded Amount	Drawn In Program Year	Drawn Thru Program Year
CDBG	EN	2019	B19MC120011	\$10,000.00	\$10,000.00	\$10,000.00
Total	Total			\$10,000.00	\$10,000.00	\$10,000.00


Proposed Accomplishments

People (General) : 80

Actual Accomplishments

Number assisted:

	Owner		Renter		Total		Person	
	Total	Hispanic	Total	Hispanic	Total	Hispanic	Total	Hispanic
White:	0	0	0	0	0	0	2	0
Black/African American:	0	0	0	0	0	0	28	0
Asian:	0	0	0	0	0	0	0	0
American Indian/Alaskan Native:	0	0	0	0	0	0	0	0
Native Hawaiian/Other Pacific Islander:	0	0	0	0	0	0	0	0
American Indian/Alaskan Native & White:	0	0	0	0	0	0	0	0
Asian White:	0	0	0	0	0	0	0	0
Black/African American & White:	0	0	0	0	0	0	1	0
American Indian/Alaskan Native & Black/African American:	0	0	0	0	0	0	0	0
Other multi-racial:	0	0	0	0	0	0	0	0
Asian/Pacific Islander:	0	0	0	0	0	0	0	0
Hispanic:	0	0	0	0	0	0	0	0
Total:	0	0	0	0	0	0	31	0
Female-headed Households:	0		0		0			



U.S. Department of Housing and Urban Development
Office of Community Planning and Development
Integrated Disbursement and Information System
CDBG Activity Summary Report (GPR) for Program Year 2019
LAKELAND

Date: 03-Dec-2020

Time: 16:09


Page: 68

Income Category:

	Owner	Renter	Total	Person
Extremely Low	0	0	0	15
Low Mod	0	0	0	16
Moderate	0	0	0	0
Non Low Moderate	0	0	0	0
Total	0	0	0	31
Percent Low/Mod				100.0%

Annual Accomplishments

Years	Accomplishment Narrative	# Benefitting
2019	The Center provided after school and summer programs for low income youth living in the nearby housing complexes and neighborhoods.	



U.S. Department of Housing and Urban Development
 Office of Community Planning and Development
 Integrated Disbursement and Information System
 CDBG Activity Summary Report (GPR) for Program Year 2019
 LAKELAND

Date: 03-Dec-2020
 Time: 16:09
 Page: 69

PGM Year: 2019
Project: 0017 - Lakeland Volunteers in Medicine
IDIS Activity: 1601 - Lakeland Volunteers in Medicine - Health Care Office Visits

Status: Completed 9/25/2020 12:00:00 AM **Objective:** Create suitable living environments
Location: 600 W Peachtree St Lakeland, FL 33815-1504 **Outcome:** Availability/accessibility
Matrix Code: Health Services (05M) **National Objective:** LMC

Initial Funding Date: 03/03/2020

Description:
 Provide Healthcare for the working uninsured.

Financing

	Fund Type	Grant Year	Grant	Funded Amount	Drawn In Program Year	Drawn Thru Program Year
CDBG	EN	2018	B18MC120011	\$20,000.00	\$20,000.00	\$20,000.00
Total	Total			\$20,000.00	\$20,000.00	\$20,000.00


Proposed Accomplishments

People (General) : 1,000

Actual Accomplishments

Number assisted:

	Owner		Renter		Total		Person	
	Total	Hispanic	Total	Hispanic	Total	Hispanic	Total	Hispanic
White:	0	0	0	0	0	0	389	72
Black/African American:	0	0	0	0	0	0	131	1
Asian:	0	0	0	0	0	0	10	0
American Indian/Alaskan Native:	0	0	0	0	0	0	0	0
Native Hawaiian/Other Pacific Islander:	0	0	0	0	0	0	0	0
American Indian/Alaskan Native & White:	0	0	0	0	0	0	0	0
Asian White:	0	0	0	0	0	0	0	0
Black/African American & White:	0	0	0	0	0	0	0	0
American Indian/Alaskan Native & Black/African American:	0	0	0	0	0	0	0	0
Other multi-racial:	0	0	0	0	0	0	0	0
Asian/Pacific Islander:	0	0	0	0	0	0	0	0
Hispanic:	0	0	0	0	0	0	0	0
Total:	0	0	0	0	0	0	530	73
Female-headed Households:	0		0		0			



U.S. Department of Housing and Urban Development
Office of Community Planning and Development
Integrated Disbursement and Information System
CDBG Activity Summary Report (GPR) for Program Year 2019
LAKELAND

Date: 03-Dec-2020

Time: 16:09

Page: 70

Income Category:

	Owner	Renter	Total	Person
Extremely Low	0	0	0	185
Low Mod	0	0	0	306
Moderate	0	0	0	39
Non Low Moderate	0	0	0	0
Total	0	0	0	530
Percent Low/Mod				100.0%

Annual Accomplishments

Years	Accomplishment Narrative	# Benefitting
2019	LVIM provides healthcare services to the working uninsured. The clinic has thirty (30) providers, two hundred sixty six (266) volunteers twenty (20) employees. The clinic provides doctor's visits, lab work, x-rays and medications to over 15,000 clients. The average cost per visit is \$15.00.	



U.S. Department of Housing and Urban Development
 Office of Community Planning and Development
 Integrated Disbursement and Information System
 CDBG Activity Summary Report (GPR) for Program Year 2019
 LAKELAND

Date: 03-Dec-2020
 Time: 16:09
 Page: 71

PGM Year: 2019
Project: 0018 - Peace River Center for Personal Development, Inc
IDIS Activity: 1602 - Peace River Center for Personal Development, Inc - Counseling Service

Status: Completed 8/6/2020 12:00:00 AM **Objective:** Create suitable living environments
Location: 1831 Gilmore Ave Lakeland, FL 33805-3017 **Outcome:** Availability/accessibility
Matrix Code: Mental Health Services (050) **National Objective:** LMC

Initial Funding Date: 04/24/2020

Description:
 Provides Mental Health services.

Financing

	Fund Type	Grant Year	Grant	Funded Amount	Drawn In Program Year	Drawn Thru Program Year
CDBG	EN	2018	B18MC120011	\$7,986.00	\$7,986.00	\$7,986.00
Total	Total			\$7,986.00	\$7,986.00	\$7,986.00


Proposed Accomplishments

People (General) : 12

Actual Accomplishments

Number assisted:

	Owner		Renter		Total		Person	
	Total	Hispanic	Total	Hispanic	Total	Hispanic	Total	Hispanic
White:	0	0	0	0	0	0	2	2
Black/African American:	0	0	0	0	0	0	3	0
Asian:	0	0	0	0	0	0	1	0
American Indian/Alaskan Native:	0	0	0	0	0	0	0	0
Native Hawaiian/Other Pacific Islander:	0	0	0	0	0	0	0	0
American Indian/Alaskan Native & White:	0	0	0	0	0	0	0	0
Asian White:	0	0	0	0	0	0	0	0
Black/African American & White:	0	0	0	0	0	0	1	0
American Indian/Alaskan Native & Black/African American:	0	0	0	0	0	0	0	0
Other multi-racial:	0	0	0	0	0	0	1	0
Asian/Pacific Islander:	0	0	0	0	0	0	0	0
Hispanic:	0	0	0	0	0	0	0	0
Total:	0	0	0	0	0	0	8	2
Female-headed Households:	0		0		0			



U.S. Department of Housing and Urban Development
Office of Community Planning and Development
Integrated Disbursement and Information System
CDBG Activity Summary Report (GPR) for Program Year 2019
LAKELAND

Date: 03-Dec-2020

Time: 16:09

Page: 72

Income Category:

	Owner	Renter	Total	Person
Extremely Low	0	0	0	8
Low Mod	0	0	0	0
Moderate	0	0	0	0
Non Low Moderate	0	0	0	0
Total	0	0	0	8
Percent Low/Mod				100.0%

Annual Accomplishments

Years	Accomplishment Narrative	# Benefitting
2019	The Peace River Center provided immediate crisis mental health services to children, adolescents, and adults admitted to the Lakeland Crisis Stabilization Unit. Services are offered on a 24 hour basis to address client's immediate safety needs, develop resilience and create a plan to address the cyclical nature of behavioral health challenges.	



U.S. Department of Housing and Urban Development
 Office of Community Planning and Development
 Integrated Disbursement and Information System
 CDBG Activity Summary Report (GPR) for Program Year 2019
 LAKELAND

Date: 03-Dec-2020
 Time: 16:09
 Page: 73

PGM Year: 2019
Project: 0019 - Talbot House Ministries
IDIS Activity: 1603 - Talbot House Ministries - Utilities Assistance

Status: Completed 3/10/2020 12:00:00 AM
Location: 814 N Kentucky Ave Lakeland, FL 33801-1706

Objective: Create suitable living environments
Outcome: Sustainability
Matrix Code: Operating Costs of Homeless/AIDS Patients Programs (03T) **National Objective:** LMC

Initial Funding Date: 03/03/2020

Description:
 Provide utility costs for building.

Financing

	Fund Type	Grant Year	Grant	Funded Amount	Drawn In Program Year	Drawn Thru Program Year
CDBG	EN	2017	B17MC120011	\$9.00	\$9.00	\$9.00
		2018	B18MC120011	\$9,991.00	\$9,991.00	\$9,991.00
Total	Total			\$10,000.00	\$10,000.00	\$10,000.00

Proposed Accomplishments


People (General) : 400

Actual Accomplishments

Number assisted:

	Owner		Renter		Total		Person	
	Total	Hispanic	Total	Hispanic	Total	Hispanic	Total	Hispanic
White:	0	0	0	0	0	0	131	19
Black/African American:	0	0	0	0	0	0	115	5
Asian:	0	0	0	0	0	0	0	0
American Indian/Alaskan Native:	0	0	0	0	0	0	1	0
Native Hawaiian/Other Pacific Islander:	0	0	0	0	0	0	1	0
American Indian/Alaskan Native & White:	0	0	0	0	0	0	0	0
Asian White:	0	0	0	0	0	0	0	0
Black/African American & White:	0	0	0	0	0	0	4	1
American Indian/Alaskan Native & Black/African American:	0	0	0	0	0	0	3	0
Other multi-racial:	0	0	0	0	0	0	2	0
Asian/Pacific Islander:	0	0	0	0	0	0	0	0
Hispanic:	0	0	0	0	0	0	0	0
Total:	0	0	0	0	0	0	257	25

Female-headed Households: 0



U.S. Department of Housing and Urban Development
Office of Community Planning and Development
Integrated Disbursement and Information System
CDBG Activity Summary Report (GPR) for Program Year 2019
LAKELAND

Date: 03-Dec-2020

Time: 16:09

Page: 74

Income Category:

	Owner	Renter	Total	Person
Extremely Low	0	0	0	254
Low Mod	0	0	0	3
Moderate	0	0	0	0
Non Low Moderate	0	0	0	0
Total	0	0	0	257
Percent Low/Mod				100.0%

Annual Accomplishments

Years	Accomplishment Narrative	# Benefitting
2019	Talbot Housing provides housing and other services (such as dental, medical and food) to homeless persons. The grant assists in payment of utilities for its main campus building.	



U.S. Department of Housing and Urban Development
 Office of Community Planning and Development
 Integrated Disbursement and Information System
 CDBG Activity Summary Report (GPR) for Program Year 2019
 LAKELAND

Date: 03-Dec-2020
 Time: 16:09
 Page: 75

PGM Year: 2019
Project: 0020 - The Salvation Army
IDIS Activity: 1604 - The Salvation Army Rapid Re-Housing

Status: Completed 11/18/2020 12:00:00 AM
Location: 2620 Kathleen Rd Lakeland, FL 33810-2700

Objective: Create suitable living environments
Outcome: Availability/accessibility
Matrix Code: Other Public Services Not Listed in 05A-05Y, 03T (05Z) **National Objective:** LMC

Initial Funding Date: 09/23/2020

Description:

Provide Rapid Re-housing for clients.
 Case management and financial assistance.

Financing

	Fund Type	Grant Year	Grant	Funded Amount	Drawn In Program Year	Drawn Thru Program Year
CDBG	EN	2019	B19MC120011	\$10,000.00	\$10,000.00	\$10,000.00
Total	Total			\$10,000.00	\$10,000.00	\$10,000.00


Proposed Accomplishments

People (General) : 2

Actual Accomplishments

Number assisted:

	Owner		Renter		Total		Person	
	Total	Hispanic	Total	Hispanic	Total	Hispanic	Total	Hispanic
White:	0	0	0	0	0	0	2	0
Black/African American:	0	0	0	0	0	0	0	0
Asian:	0	0	0	0	0	0	0	0
American Indian/Alaskan Native:	0	0	0	0	0	0	0	0
Native Hawaiian/Other Pacific Islander:	0	0	0	0	0	0	0	0
American Indian/Alaskan Native & White:	0	0	0	0	0	0	2	0
Asian White:	0	0	0	0	0	0	0	0
Black/African American & White:	0	0	0	0	0	0	5	0
American Indian/Alaskan Native & Black/African American:	0	0	0	0	0	0	0	0
Other multi-racial:	0	0	0	0	0	0	0	0
Asian/Pacific Islander:	0	0	0	0	0	0	0	0
Hispanic:	0	0	0	0	0	0	0	0
Total:	0	0	0	0	0	0	9	0
Female-headed Households:	0		0		0			



U.S. Department of Housing and Urban Development
Office of Community Planning and Development
Integrated Disbursement and Information System
CDBG Activity Summary Report (GPR) for Program Year 2019
LAKELAND

Date: 03-Dec-2020

Time: 16:09

Page: 76

Income Category:

	Owner	Renter	Total	Person
Extremely Low	0	0	0	9
Low Mod	0	0	0	0
Moderate	0	0	0	0
Non Low Moderate	0	0	0	0
Total	0	0	0	9
Percent Low/Mod				100.0%

Annual Accomplishments

Years	Accomplishment Narrative	# Benefiting
2019	The Salvation Army administered a rapid rehousing assistance to re-locate homeless clients.	



U.S. Department of Housing and Urban Development
 Office of Community Planning and Development
 Integrated Disbursement and Information System
 CDBG Activity Summary Report (GPR) for Program Year 2019
 LAKELAND

Date: 03-Dec-2020
 Time: 16:09
 Page: 77

PGM Year: 2019
Project: 0021 - Volunteers in Service to the Elderly (VISTE)
IDIS Activity: 1605 - Volunteers in Service to the Elderly - Hot Meals

Status: Completed 11/19/2020 12:00:00 AM
Location: 1232 E Magnolia St Lakeland, FL 33801-2126

Objective: Create suitable living environments
Outcome: Sustainability
Matrix Code: Senior Services (05A)

National Objective: LMC

Initial Funding Date: 09/09/2020

Description:

Prepare and Deliver hot meals to elderly living independently.

Financing

	Fund Type	Grant Year	Grant	Funded Amount	Drawn In Program Year	Drawn Thru Program Year
CDBG	EN	2019	B19MC120011	\$20,000.00	\$20,000.00	\$20,000.00
Total	Total			\$20,000.00	\$20,000.00	\$20,000.00

Proposed Accomplishments

People (General) : 266

Actual Accomplishments

Number assisted:

	Owner		Renter		Total		Person	
	Total	Hispanic	Total	Hispanic	Total	Hispanic	Total	Hispanic
White:	0	0	0	0	0	0	259	17
Black/African American:	0	0	0	0	0	0	23	0
Asian:	0	0	0	0	0	0	0	0
American Indian/Alaskan Native:	0	0	0	0	0	0	0	0
Native Hawaiian/Other Pacific Islander:	0	0	0	0	0	0	0	0
American Indian/Alaskan Native & White:	0	0	0	0	0	0	0	0
Asian White:	0	0	0	0	0	0	0	0
Black/African American & White:	0	0	0	0	0	0	0	0
American Indian/Alaskan Native & Black/African American:	0	0	0	0	0	0	0	0
Other multi-racial:	0	0	0	0	0	0	0	0
Asian/Pacific Islander:	0	0	0	0	0	0	0	0
Hispanic:	0	0	0	0	0	0	0	0
Total:	0	0	0	0	0	0	282	17
Female-headed Households:	0		0		0			



U.S. Department of Housing and Urban Development
Office of Community Planning and Development
Integrated Disbursement and Information System
CDBG Activity Summary Report (GPR) for Program Year 2019
LAKELAND

Date: 03-Dec-2020

Time: 16:09

Page: 78

Income Category:

	Owner	Renter	Total	Person
Extremely Low	0	0	0	76
Low Mod	0	0	0	206
Moderate	0	0	0	0
Non Low Moderate	0	0	0	0
Total	0	0	0	282
Percent Low/Mod				100.0%

Annual Accomplishments

Years	Accomplishment Narrative	# Benefitting
2019	VISTE serves elderly clients live independently in their home. They served 282 unduplicated clients with delivery of hot meals for this reporting period.	



U.S. Department of Housing and Urban Development
 Office of Community Planning and Development
 Integrated Disbursement and Information System
 CDBG Activity Summary Report (GPR) for Program Year 2019
 LAKELAND

Date: 03-Dec-2020
 Time: 16:09
 Page: 79

PGM Year: 2019
Project: 0022 - Wilson House, Inc
IDIS Activity: 1606 - Wilson House, Inc

Status: Completed 11/18/2020 12:00:00 AM
Location: 510 Wildlife Trl Lakeland, FL 33809-1169

Objective: Create suitable living environments
Outcome: Sustainability
Matrix Code: Other Public Services Not Listed in 05A-05Y, 03T (05Z) **National Objective:** LMC

Initial Funding Date: 11/05/2020

Description:
 Provide Counseling services to homeless males.

Financing

	Fund Type	Grant Year	Grant	Funded Amount	Drawn In Program Year	Drawn Thru Program Year
CDBG	EN	2018	B18MC120011	\$4,460.90	\$4,460.90	\$4,460.90
		2019	B19MC120011	\$5,539.10	\$5,539.10	\$5,539.10
Total	Total			\$10,000.00	\$10,000.00	\$10,000.00

Proposed Accomplishments

People (General) : 37

Actual Accomplishments

Number assisted:

	Owner		Renter		Total		Person	
	Total	Hispanic	Total	Hispanic	Total	Hispanic	Total	Hispanic
White:	0	0	0	0	0	0	28	1
Black/African American:	0	0	0	0	0	0	9	0
Asian:	0	0	0	0	0	0	0	0
American Indian/Alaskan Native:	0	0	0	0	0	0	1	0
Native Hawaiian/Other Pacific Islander:	0	0	0	0	0	0	0	0
American Indian/Alaskan Native & White:	0	0	0	0	0	0	0	0
Asian White:	0	0	0	0	0	0	0	0
Black/African American & White:	0	0	0	0	0	0	0	0
American Indian/Alaskan Native & Black/African American:	0	0	0	0	0	0	0	0
Other multi-racial:	0	0	0	0	0	0	0	0
Asian/Pacific Islander:	0	0	0	0	0	0	0	0
Hispanic:	0	0	0	0	0	0	0	0
Total:	0	0	0	0	0	0	38	1
Female-headed Households:	0		0		0			



U.S. Department of Housing and Urban Development
Office of Community Planning and Development
Integrated Disbursement and Information System
CDBG Activity Summary Report (GPR) for Program Year 2019
LAKELAND

Date: 03-Dec-2020

Time: 16:09

Page: 80

Income Category:

	Owner	Renter	Total	Person
Extremely Low	0	0	0	36
Low Mod	0	0	0	2
Moderate	0	0	0	0
Non Low Moderate	0	0	0	0
Total	0	0	0	38
Percent Low/Mod				100.0%

Annual Accomplishments

Years	Accomplishment Narrative	# Benefitting
2019	The Wilson House has about thirty persons in the program. There are two half way houses that four to six men each at on time. This location has become permanent transitional home.	



U.S. Department of Housing and Urban Development
 Office of Community Planning and Development
 Integrated Disbursement and Information System
 CDBG Activity Summary Report (GPR) for Program Year 2019
 LAKELAND

Date: 03-Dec-2020
 Time: 16:09
 Page: 81

PGM Year: 2019
Project: 0023 - Choctaw Avenue Sidewalk Project
IDIS Activity: 1608 - Choctaw Ave Sidewalk Project

Status: Completed 11/19/2020 12:00:00 AM
Location: 1104 Martin L King Jr Ave Lakeland, FL 33805-4406
Objective: Create suitable living environments
Outcome: Sustainability
Matrix Code: Sidewalks (03L) **National Objective:** LMA

Initial Funding Date: 12/20/2019

Description:

Construct A 6' sidewalk that will include reconstructing existing driveway aprons and curb ramps

Financing

	Fund Type	Grant Year	Grant	Funded Amount	Drawn In Program Year	Drawn Thru Program Year
CDBG	EN	2018	B18MC120011	\$71,892.68	\$71,892.68	\$71,892.68
	PI			\$2,950.00	\$2,950.00	\$2,950.00
Total	Total			\$74,842.68	\$74,842.68	\$74,842.68

Proposed Accomplishments

People (General) : 25
 Total Population in Service Area: 2,980
 Census Tract Percent Low / Mod: 61.91

Annual Accomplishments

Years	Accomplishment Narrative	# Benefitting
2019	The Choctaw sidewalk was completed to allow the accessibility of a low income neighborhood students to walk to the local school and park.	



U.S. Department of Housing and Urban Development
 Office of Community Planning and Development
 Integrated Disbursement and Information System
 CDBG Activity Summary Report (GPR) for Program Year 2019
 LAKELAND

Date: 03-Dec-2020
 Time: 16:09
 Page: 82

PGM Year: 2019
Project: 0001 - Owner Occupied Rehabilitation
IDIS Activity: 1609 - Single Unit Owner Occupied Rehabilitation

Status: Completed 11/4/2020 12:00:00 AM
Location: Address Suppressed
Objective: Provide decent affordable housing
Outcome: Sustainability
Matrix Code: Rehab; Single-Unit Residential (14A) **National Objective:** LMH

Initial Funding Date: 12/18/2019

Description:
 Housing rehab provided for income qualified home owner.

Financing

	Fund Type	Grant Year	Grant	Funded Amount	Drawn In Program Year	Drawn Thru Program Year
CDBG	EN	2018	B18MC120011	\$88,233.00	\$88,233.00	\$88,233.00
	PI			\$19,912.00	\$19,912.00	\$19,912.00
Total	Total			\$108,145.00	\$108,145.00	\$108,145.00


Proposed Accomplishments

Housing Units : 1

Actual Accomplishments

Number assisted:

	Owner		Renter		Total		Person	
	Total	Hispanic	Total	Hispanic	Total	Hispanic	Total	Hispanic
White:	0	0	0	0	0	0		0
Black/African American:	1	0	0	0	1	0	0	0
Asian:	0	0	0	0	0	0	0	0
American Indian/Alaskan Native:	0	0	0	0	0	0	0	0
Native Hawaiian/Other Pacific Islander:	0	0	0	0	0	0	0	0
American Indian/Alaskan Native & White:	0	0	0	0	0	0	0	0
Asian White:	0	0	0	0	0	0	0	0
Black/African American & White:	0	0	0	0	0	0	0	0
American Indian/Alaskan Native & Black/African American:	0	0	0	0	0	0	0	0
Other multi-racial:	0	0	0	0	0	0	0	0
Asian/Pacific Islander:	0	0	0	0	0	0	0	0
Hispanic:	0	0	0	0	0	0	0	0
Total:	1	0	0	0	1	0	0	0
Female-headed Households:	0		0		0			



U.S. Department of Housing and Urban Development
Office of Community Planning and Development
Integrated Disbursement and Information System
CDBG Activity Summary Report (GPR) for Program Year 2019
LAKELAND

Date: 03-Dec-2020

Time: 16:09


Page: 83

Income Category:

	Owner	Renter	Total	Person
Extremely Low	0	0	0	0
Low Mod	1	0	1	0
Moderate	0	0	0	0
Non Low Moderate	0	0	0	0
Total	1	0	1	0
Percent Low/Mod	100.0%		100.0%	

Annual Accomplishments

Years	Accomplishment Narrative	# Benefiting
2019	Re-construction of low income qualified homeowner.	



U.S. Department of Housing and Urban Development
 Office of Community Planning and Development
 Integrated Disbursement and Information System
 CDBG Activity Summary Report (GPR) for Program Year 2019
 LAKELAND

Date: 03-Dec-2020
 Time: 16:09
 Page: 84

PGM Year: 2019
Project: 0003 - Temporary Relocation
IDIS Activity: 1610 - Relocation

Status: Completed 2/10/2020 12:00:00 AM
Location: Address Suppressed

Objective: Provide decent affordable housing
Outcome: Affordability
Matrix Code: Relocation (08)

National Objective: LMH

Initial Funding Date: 12/18/2019

Description:

Relocation expense provided to home owner.

Financing

	Fund Type	Grant Year	Grant	Funded Amount	Drawn In Program Year	Drawn Thru Program Year
CDBG	EN	2017	B17MC120011	\$203.68	\$203.68	\$203.68
		2018	B18MC120011	\$1,196.32	\$1,196.32	\$1,196.32
Total	Total			\$1,400.00	\$1,400.00	\$1,400.00

Proposed Accomplishments

Households (General) : 1

Actual Accomplishments

Number assisted:

	Owner		Renter		Total		Person	
	Total	Hispanic	Total	Hispanic	Total	Hispanic	Total	Hispanic
White:	0	0	0	0	0	0		0
Black/African American:	1	0	0	0	1	0	0	0
Asian:	0	0	0	0	0	0	0	0
American Indian/Alaskan Native:	0	0	0	0	0	0	0	0
Native Hawaiian/Other Pacific Islander:	0	0	0	0	0	0	0	0
American Indian/Alaskan Native & White:	0	0	0	0	0	0	0	0
Asian White:	0	0	0	0	0	0	0	0
Black/African American & White:	0	0	0	0	0	0	0	0
American Indian/Alaskan Native & Black/African American:	0	0	0	0	0	0	0	0
Other multi-racial:	0	0	0	0	0	0	0	0
Asian/Pacific Islander:	0	0	0	0	0	0	0	0
Hispanic:	0	0	0	0	0	0	0	0
Total:	1	0	0	0	1	0	0	0

Female-headed Households: 0



U.S. Department of Housing and Urban Development
Office of Community Planning and Development
Integrated Disbursement and Information System
CDBG Activity Summary Report (GPR) for Program Year 2019
LAKELAND

Date: 03-Dec-2020

Time: 16:09


Page: 85

Income Category:

	Owner	Renter	Total	Person
Extremely Low	0	0	0	0
Low Mod	1	0	1	0
Moderate	0	0	0	0
Non Low Moderate	0	0	0	0
Total	1	0	1	0
Percent Low/Mod	100.0%		100.0%	

Annual Accomplishments

Years	Accomplishment Narrative	# Benefitting
2019	Relocation expenses provided to income qualified homeowner.	



U.S. Department of Housing and Urban Development
 Office of Community Planning and Development
 Integrated Disbursement and Information System
 CDBG Activity Summary Report (GPR) for Program Year 2019
 LAKELAND

Date: 03-Dec-2020
 Time: 16:09
 Page: 86

PGM Year: 2019
Project: 0001 - Owner Occupied Rehabilitation
IDIS Activity: 1613 - Single Unit Owner Occupied Rehabilitation

Status: Completed 6/8/2020 12:00:00 AM
Location: Address Suppressed

Objective: Provide decent affordable housing
Outcome: Sustainability
Matrix Code: Rehab; Single-Unit Residential (14A) **National Objective:** LMH

Initial Funding Date: 01/24/2020

Description:
 Major Rehabilitation of home for low income client.

Financing

	Fund Type	Grant Year	Grant	Funded Amount	Drawn In Program Year	Drawn Thru Program Year
CDBG	EN	2017	B17MC120011	\$2,308.36	\$2,308.36	\$2,308.36
		2018	B18MC120011	\$59,123.84	\$59,123.84	\$59,123.84
Total	Total			\$61,432.20	\$61,432.20	\$61,432.20


Proposed Accomplishments

Housing Units : 1

Actual Accomplishments

Number assisted:

	Owner		Renter		Total		Person	
	Total	Hispanic	Total	Hispanic	Total	Hispanic	Total	Hispanic
White:	0	0	0	0	0	0		0
Black/African American:	1	0	0	0	1	0	0	0
Asian:	0	0	0	0	0	0	0	0
American Indian/Alaskan Native:	0	0	0	0	0	0	0	0
Native Hawaiian/Other Pacific Islander:	0	0	0	0	0	0	0	0
American Indian/Alaskan Native & White:	0	0	0	0	0	0	0	0
Asian White:	0	0	0	0	0	0	0	0
Black/African American & White:	0	0	0	0	0	0	0	0
American Indian/Alaskan Native & Black/African American:	0	0	0	0	0	0	0	0
Other multi-racial:	0	0	0	0	0	0	0	0
Asian/Pacific Islander:	0	0	0	0	0	0	0	0
Hispanic:	0	0	0	0	0	0	0	0
Total:	1	0	0	0	1	0	0	0
Female-headed Households:	0		0		0			



U.S. Department of Housing and Urban Development
Office of Community Planning and Development
Integrated Disbursement and Information System
CDBG Activity Summary Report (GPR) for Program Year 2019
LAKELAND

Date: 03-Dec-2020

Time: 16:09

Page: 87

Income Category:

	Owner	Renter	Total	Person
Extremely Low	0	0	0	0
Low Mod	1	0	1	0
Moderate	0	0	0	0
Non Low Moderate	0	0	0	0
Total	1	0	1	0
Percent Low/Mod	100.0%		100.0%	

Annual Accomplishments

Years	Accomplishment Narrative	# Benefitting
2019	Major rehab provided to low income homeowner.	



U.S. Department of Housing and Urban Development
 Office of Community Planning and Development
 Integrated Disbursement and Information System
 CDBG Activity Summary Report (GPR) for Program Year 2019
 LAKELAND

Date: 03-Dec-2020
 Time: 16:09
 Page: 88

PGM Year: 2019
Project: 0003 - Temporary Relocation
IDIS Activity: 1614 - Relocation

Status: Completed 2/10/2020 12:00:00 AM
Location: Address Suppressed

Objective: Provide decent affordable housing
Outcome: Sustainability
Matrix Code: Relocation (08)

National Objective: LMH

Initial Funding Date: 01/24/2020

Description:
 Temporary relocation provided to client for move out.

Financing

	Fund Type	Grant Year	Grant	Funded Amount	Drawn In Program Year	Drawn Thru Program Year
CDBG	EN	2018	B18MC120011	\$1,400.00	\$1,400.00	\$1,400.00
Total	Total			\$1,400.00	\$1,400.00	\$1,400.00

Proposed Accomplishments

Households (General) : 1

Actual Accomplishments

Number assisted:

	Owner		Renter		Total		Person	
	Total	Hispanic	Total	Hispanic	Total	Hispanic	Total	Hispanic
White:	0	0	0	0	0	0	0	0
Black/African American:	1	0	0	0	1	0	0	0
Asian:	0	0	0	0	0	0	0	0
American Indian/Alaskan Native:	0	0	0	0	0	0	0	0
Native Hawaiian/Other Pacific Islander:	0	0	0	0	0	0	0	0
American Indian/Alaskan Native & White:	0	0	0	0	0	0	0	0
Asian White:	0	0	0	0	0	0	0	0
Black/African American & White:	0	0	0	0	0	0	0	0
American Indian/Alaskan Native & Black/African American:	0	0	0	0	0	0	0	0
Other multi-racial:	0	0	0	0	0	0	0	0
Asian/Pacific Islander:	0	0	0	0	0	0	0	0
Hispanic:	0	0	0	0	0	0	0	0
Total:	1	0	0	0	1	0	0	0
Female-headed Households:	0		0		0			



U.S. Department of Housing and Urban Development
Office of Community Planning and Development
Integrated Disbursement and Information System
CDBG Activity Summary Report (GPR) for Program Year 2019
LAKELAND

Date: 03-Dec-2020

Time: 16:09

Page: 89

Income Category:

	Owner	Renter	Total	Person
Extremely Low	0	0	0	0
Low Mod	1	0	1	0
Moderate	0	0	0	0
Non Low Moderate	0	0	0	0
Total	1	0	1	0
Percent Low/Mod	100.0%		100.0%	

Annual Accomplishments

Years	Accomplishment Narrative	# Benefitting
2019	Relocation expenses provided to low income homeowner.	



U.S. Department of Housing and Urban Development
 Office of Community Planning and Development
 Integrated Disbursement and Information System
 CDBG Activity Summary Report (GPR) for Program Year 2019
 LAKELAND

Date: 03-Dec-2020
 Time: 16:09
 Page: 90

PGM Year: 2019
Project: 0001 - Owner Occupied Rehabilitation
IDIS Activity: 1615 - Single Unit Owner Occupied Rehabilitation

Status: Completed 3/19/2020 12:00:00 AM
Location: Address Suppressed
Objective: Provide decent affordable housing
Outcome: Sustainability
Matrix Code: Rehab; Single-Unit Residential (14A) **National Objective:** LMH

Initial Funding Date: 01/28/2020

Description:
 Rehabilitation of home for low income client.

Financing

	Fund Type	Grant Year	Grant	Funded Amount	Drawn In Program Year	Drawn Thru Program Year
CDBG	EN	2018	B18MC120011	\$1,875.00	\$1,875.00	\$1,875.00
Total	Total			\$1,875.00	\$1,875.00	\$1,875.00

Proposed Accomplishments

Housing Units : 1

Actual Accomplishments

Number assisted:

	Owner		Renter		Total		Person	
	Total	Hispanic	Total	Hispanic	Total	Hispanic	Total	Hispanic
White:	0	0	0	0	0	0		0
Black/African American:	1	0	0	0	1	0	0	0
Asian:	0	0	0	0	0	0	0	0
American Indian/Alaskan Native:	0	0	0	0	0	0	0	0
Native Hawaiian/Other Pacific Islander:	0	0	0	0	0	0	0	0
American Indian/Alaskan Native & White:	0	0	0	0	0	0	0	0
Asian White:	0	0	0	0	0	0	0	0
Black/African American & White:	0	0	0	0	0	0	0	0
American Indian/Alaskan Native & Black/African American:	0	0	0	0	0	0	0	0
Other multi-racial:	0	0	0	0	0	0	0	0
Asian/Pacific Islander:	0	0	0	0	0	0	0	0
Hispanic:	0	0	0	0	0	0	0	0
Total:	1	0	0	0	1	0	0	0
Female-headed Households:	0		0		0			



U.S. Department of Housing and Urban Development
Office of Community Planning and Development
Integrated Disbursement and Information System
CDBG Activity Summary Report (GPR) for Program Year 2019
LAKELAND

Date: 03-Dec-2020

Time: 16:09

Page: 91

Income Category:

	Owner	Renter	Total	Person
Extremely Low	1	0	1	0
Low Mod	0	0	0	0
Moderate	0	0	0	0
Non Low Moderate	0	0	0	0
Total	1	0	1	0
Percent Low/Mod	100.0%		100.0%	

Annual Accomplishments

Years	Accomplishment Narrative	# Benefiting
2019	Minor expenses for income qualified homeowner.	



U.S. Department of Housing and Urban Development
 Office of Community Planning and Development
 Integrated Disbursement and Information System
 CDBG Activity Summary Report (GPR) for Program Year 2019
 LAKELAND

Date: 03-Dec-2020
 Time: 16:09
 Page: 92

PGM Year: 2019
Project: 0001 - Owner Occupied Rehabilitation
IDIS Activity: 1616 - Single Unit Owner Occupied Rehabilitation

Status: Completed 3/19/2020 12:00:00 AM
Location: Address Suppressed
Objective: Provide decent affordable housing
Outcome: Sustainability
Matrix Code: Rehab; Single-Unit Residential (14A) **National Objective:** LMH

Initial Funding Date: 01/24/2020

Description:
 Minor Rehabilitation for low income client.

Financing

	Fund Type	Grant Year	Grant	Funded Amount	Drawn In Program Year	Drawn Thru Program Year
CDBG	EN	2018	B18MC120011	\$19,154.90	\$19,154.90	\$19,154.90
Total	Total			\$19,154.90	\$19,154.90	\$19,154.90

Proposed Accomplishments

Housing Units : 1

Actual Accomplishments

Number assisted:

	Owner		Renter		Total		Person	
	Total	Hispanic	Total	Hispanic	Total	Hispanic	Total	Hispanic
White:	0	0	0	0	0	0		0
Black/African American:	1	0	0	0	1	0	0	0
Asian:	0	0	0	0	0	0	0	0
American Indian/Alaskan Native:	0	0	0	0	0	0	0	0
Native Hawaiian/Other Pacific Islander:	0	0	0	0	0	0	0	0
American Indian/Alaskan Native & White:	0	0	0	0	0	0	0	0
Asian White:	0	0	0	0	0	0	0	0
Black/African American & White:	0	0	0	0	0	0	0	0
American Indian/Alaskan Native & Black/African American:	0	0	0	0	0	0	0	0
Other multi-racial:	0	0	0	0	0	0	0	0
Asian/Pacific Islander:	0	0	0	0	0	0	0	0
Hispanic:	0	0	0	0	0	0	0	0
Total:	1	0	0	0	1	0	0	0
Female-headed Households:	0		0		0			



U.S. Department of Housing and Urban Development
Office of Community Planning and Development
Integrated Disbursement and Information System
CDBG Activity Summary Report (GPR) for Program Year 2019
LAKELAND

Date: 03-Dec-2020

Time: 16:09


Page: 93

Income Category:

	Owner	Renter	Total	Person
Extremely Low	0	0	0	0
Low Mod	1	0	1	0
Moderate	0	0	0	0
Non Low Moderate	0	0	0	0
Total	1	0	1	0
Percent Low/Mod	100.0%		100.0%	

Annual Accomplishments

Years	Accomplishment Narrative	# Benefitting
2019	Minor Repairs performed on home for low income homeowner.	



U.S. Department of Housing and Urban Development
 Office of Community Planning and Development
 Integrated Disbursement and Information System
 CDBG Activity Summary Report (GPR) for Program Year 2019
 LAKELAND

Date: 03-Dec-2020
 Time: 16:09
 Page: 94

PGM Year: 2019
Project: 0001 - Owner Occupied Rehabilitation
IDIS Activity: 1617 - Single Unit Owner Occupied Rehabilitation

Status: Completed 5/28/2020 12:00:00 AM
Location: Address Suppressed
Objective: Provide decent affordable housing
Outcome: Sustainability
Matrix Code: Rehab; Single-Unit Residential (14A) **National Objective:** LMH

Initial Funding Date: 01/24/2020

Description:
 Minor Rehabilitation for low income client.

Financing

	Fund Type	Grant Year	Grant	Funded Amount	Drawn In Program Year	Drawn Thru Program Year
CDBG	EN	2018	B18MC120011	\$15,226.75	\$15,226.75	\$15,226.75
Total	Total			\$15,226.75	\$15,226.75	\$15,226.75

Proposed Accomplishments

Housing Units : 1

Actual Accomplishments

Number assisted:

	Owner		Renter		Total		Person	
	Total	Hispanic	Total	Hispanic	Total	Hispanic	Total	Hispanic
White:	0	0	0	0	0	0		0
Black/African American:	1	0	0	0	1	0	0	0
Asian:	0	0	0	0	0	0	0	0
American Indian/Alaskan Native:	0	0	0	0	0	0	0	0
Native Hawaiian/Other Pacific Islander:	0	0	0	0	0	0	0	0
American Indian/Alaskan Native & White:	0	0	0	0	0	0	0	0
Asian White:	0	0	0	0	0	0	0	0
Black/African American & White:	0	0	0	0	0	0	0	0
American Indian/Alaskan Native & Black/African American:	0	0	0	0	0	0	0	0
Other multi-racial:	0	0	0	0	0	0	0	0
Asian/Pacific Islander:	0	0	0	0	0	0	0	0
Hispanic:	0	0	0	0	0	0	0	0
Total:	1	0	0	0	1	0	0	0
Female-headed Households:	0		0		0			



U.S. Department of Housing and Urban Development
Office of Community Planning and Development
Integrated Disbursement and Information System
CDBG Activity Summary Report (GPR) for Program Year 2019
LAKELAND

Date: 03-Dec-2020

Time: 16:09


Page: 95

Income Category:

	Owner	Renter	Total	Person
Extremely Low	0	0	0	0
Low Mod	1	0	1	0
Moderate	0	0	0	0
Non Low Moderate	0	0	0	0
Total	1	0	1	0
Percent Low/Mod	100.0%		100.0%	

Annual Accomplishments

Years	Accomplishment Narrative	# Benefitting
2019	Minor rehab provided to low income home owner.	



U.S. Department of Housing and Urban Development
 Office of Community Planning and Development
 Integrated Disbursement and Information System
 CDBG Activity Summary Report (GPR) for Program Year 2019
 LAKELAND

Date: 03-Dec-2020
 Time: 16:09
 Page: 96

PGM Year: 2019
Project: 0001 - Owner Occupied Rehabilitation
IDIS Activity: 1620 - Single Unit Owner Occupied Rehabilitation

Status: Open
Location: Address Suppressed
Objective: Provide decent affordable housing
Outcome: Sustainability
Matrix Code: Rehab; Single-Unit Residential (14A) **National Objective:** LMH

Initial Funding Date: 03/31/2020

Description:
 Reconstruction of new home on income qualified client's lot.

Financing

	Fund Type	Grant Year	Grant	Funded Amount	Drawn In Program Year	Drawn Thru Program Year
CDBG	EN	2018	B18MC120011	\$50,000.00	\$44,105.32	\$44,105.32
Total	Total			\$50,000.00	\$44,105.32	\$44,105.32

Proposed Accomplishments

Housing Units : 1

Actual Accomplishments

Number assisted:

	Owner		Renter		Total		Person	
	Total	Hispanic	Total	Hispanic	Total	Hispanic	Total	Hispanic
White:	0	0	0	0	0	0		0
Black/African American:	0	0	0	0	0	0	0	0
Asian:	0	0	0	0	0	0	0	0
American Indian/Alaskan Native:	0	0	0	0	0	0	0	0
Native Hawaiian/Other Pacific Islander:	0	0	0	0	0	0	0	0
American Indian/Alaskan Native & White:	0	0	0	0	0	0	0	0
Asian White:	0	0	0	0	0	0	0	0
Black/African American & White:	0	0	0	0	0	0	0	0
American Indian/Alaskan Native & Black/African American:	0	0	0	0	0	0	0	0
Other multi-racial:	0	0	0	0	0	0	0	0
Asian/Pacific Islander:	0	0	0	0	0	0	0	0
Hispanic:	0	0	0	0	0	0	0	0
Total:	0	0	0	0	0	0	0	0
Female-headed Households:	0		0		0			



U.S. Department of Housing and Urban Development
Office of Community Planning and Development
Integrated Disbursement and Information System
CDBG Activity Summary Report (GPR) for Program Year 2019
LAKELAND

Date: 03-Dec-2020

Time: 16:09

Page: 97

Income Category:

	Owner	Renter	Total	Person
Extremely Low	0	0	0	0
Low Mod	0	0	0	0
Moderate	0	0	0	0
Non Low Moderate	0	0	0	0
Total	0	0	0	0
Percent Low/Mod				

Annual Accomplishments

No data returned for this view. This might be because the applied filter excludes all data.



U.S. Department of Housing and Urban Development
 Office of Community Planning and Development
 Integrated Disbursement and Information System
 CDBG Activity Summary Report (GPR) for Program Year 2019
 LAKELAND

Date: 03-Dec-2020
 Time: 16:09
 Page: 98

PGM Year: 2019
Project: 0003 - Temporary Relocation
IDIS Activity: 1621 - Temporary Relocation

Status: Completed 5/14/2020 12:00:00 AM
Location: Address Suppressed

Objective: Provide decent affordable housing
Outcome: Sustainability
Matrix Code: Relocation (08)

National Objective: LMH

Initial Funding Date: 03/25/2020

Description:

Relocation allowance provided to low income client when reconstructing home on homeowner's lot.

Financing

	Fund Type	Grant Year	Grant	Funded Amount	Drawn In Program Year	Drawn Thru Program Year
CDBG	EN	2018	B18MC120011	\$1,400.00	\$1,400.00	\$1,400.00
Total	Total			\$1,400.00	\$1,400.00	\$1,400.00


Proposed Accomplishments

Households (General) : 1

Actual Accomplishments

Number assisted:

	Owner		Renter		Total		Person	
	Total	Hispanic	Total	Hispanic	Total	Hispanic	Total	Hispanic
White:	0	0	0	0	0	0		0
Black/African American:	1	0	0	0	1	0	0	0
Asian:	0	0	0	0	0	0	0	0
American Indian/Alaskan Native:	0	0	0	0	0	0	0	0
Native Hawaiian/Other Pacific Islander:	0	0	0	0	0	0	0	0
American Indian/Alaskan Native & White:	0	0	0	0	0	0	0	0
Asian White:	0	0	0	0	0	0	0	0
Black/African American & White:	0	0	0	0	0	0	0	0
American Indian/Alaskan Native & Black/African American:	0	0	0	0	0	0	0	0
Other multi-racial:	0	0	0	0	0	0	0	0
Asian/Pacific Islander:	0	0	0	0	0	0	0	0
Hispanic:	0	0	0	0	0	0	0	0
Total:	1	0	0	0	1	0	0	0
Female-headed Households:	0		0		0			



U.S. Department of Housing and Urban Development
Office of Community Planning and Development
Integrated Disbursement and Information System
CDBG Activity Summary Report (GPR) for Program Year 2019
LAKELAND

Date: 03-Dec-2020

Time: 16:09

Page: 99

Income Category:

	Owner	Renter	Total	Person
Extremely Low	0	0	0	0
Low Mod	1	0	1	0
Moderate	0	0	0	0
Non Low Moderate	0	0	0	0
Total	1	0	1	0
Percent Low/Mod	100.0%		100.0%	

Annual Accomplishments

Years	Accomplishment Narrative	# Benefitting
2019	Temporary Relocation provided to low income homeowner during reconstruction of home.	



U.S. Department of Housing and Urban Development
 Office of Community Planning and Development
 Integrated Disbursement and Information System
 CDBG Activity Summary Report (GPR) for Program Year 2019
 LAKELAND

Date: 03-Dec-2020
 Time: 16:09
 Page: 100

PGM Year: 2019
Project: 0026 - Rental and Utilities Assistance CV
IDIS Activity: 1622 - Rental & Utility Assistance

Status: Open
Location: 1104 Martin L King Jr Ave Lakeland, FL 33805-4406

Objective: Provide decent affordable housing
Outcome: Affordability
Matrix Code: Rental Housing Subsidies (05S)

National Objective: LMH

Initial Funding Date: 06/16/2020

Description:
 Rental and utility assistance provided to low income persons due to COVID 19.

Financing

	Fund Type	Grant Year	Grant	Funded Amount	Drawn In Program Year	Drawn Thru Program Year
CDBG	EN	2018	B18MC120011	\$179,715.54	\$179,715.54	\$179,715.54
		2019	B19MC120011	\$82,000.00	\$52,503.19	\$52,503.19
Total	Total			\$261,715.54	\$232,218.73	\$232,218.73

Proposed Accomplishments

Households (General) : 200

Actual Accomplishments

Number assisted:

	Owner		Renter		Total		Person	
	Total	Hispanic	Total	Hispanic	Total	Hispanic	Total	Hispanic
White:	0	0	0	0	0	0		0
Black/African American:	0	0	0	0	0	0	0	0
Asian:	0	0	0	0	0	0	0	0
American Indian/Alaskan Native:	0	0	0	0	0	0	0	0
Native Hawaiian/Other Pacific Islander:	0	0	0	0	0	0	0	0
American Indian/Alaskan Native & White:	0	0	0	0	0	0	0	0
Asian White:	0	0	0	0	0	0	0	0
Black/African American & White:	0	0	0	0	0	0	0	0
American Indian/Alaskan Native & Black/African American:	0	0	0	0	0	0	0	0
Other multi-racial:	0	0	0	0	0	0	0	0
Asian/Pacific Islander:	0	0	0	0	0	0	0	0
Hispanic:	0	0	0	0	0	0	0	0
Total:	0	0	0	0	0	0	0	0

Female-headed Households:

0 0 0 0 0 0 0 0



U.S. Department of Housing and Urban Development
Office of Community Planning and Development
Integrated Disbursement and Information System
CDBG Activity Summary Report (GPR) for Program Year 2019
LAKELAND

Date: 03-Dec-2020

Time: 16:09

Page: 101

Income Category:

	Owner	Renter	Total	Person
Extremely Low	0	0	0	0
Low Mod	0	0	0	0
Moderate	0	0	0	0
Non Low Moderate	0	0	0	0
Total	0	0	0	0
Percent Low/Mod				

Annual Accomplishments

No data returned for this view. This might be because the applied filter excludes all data.



U.S. Department of Housing and Urban Development
 Office of Community Planning and Development
 Integrated Disbursement and Information System
 CDBG Activity Summary Report (GPR) for Program Year 2019
 LAKELAND

Date: 03-Dec-2020
 Time: 16:09
 Page: 102

PGM Year: 2019
Project: 0001 - Owner Occupied Rehabilitation
IDIS Activity: 1624 - Single Unit Residential Rehabilitation

Status: Completed 8/6/2020 12:00:00 AM **Objective:** Provide decent affordable housing
Location: Address Suppressed **Outcome:** Sustainability
Matrix Code: Rehab; Single-Unit Residential (14A) **National Objective:** LMH

Initial Funding Date: 07/28/2020

Description:
 Emergency repair assistance for an income qualified homeowner

Financing

	Fund Type	Grant Year	Grant	Funded Amount	Drawn In Program Year	Drawn Thru Program Year
CDBG	EN	2019	B19MC120011	\$2,200.00	\$2,200.00	\$2,200.00
Total	Total			\$2,200.00	\$2,200.00	\$2,200.00

Proposed Accomplishments

Housing Units : 1

Actual Accomplishments

Number assisted:

	Owner		Renter		Total		Person	
	Total	Hispanic	Total	Hispanic	Total	Hispanic	Total	Hispanic
White:	0	0	0	0	0	0		0
Black/African American:	1	0	0	0	1	0	0	0
Asian:	0	0	0	0	0	0	0	0
American Indian/Alaskan Native:	0	0	0	0	0	0	0	0
Native Hawaiian/Other Pacific Islander:	0	0	0	0	0	0	0	0
American Indian/Alaskan Native & White:	0	0	0	0	0	0	0	0
Asian White:	0	0	0	0	0	0	0	0
Black/African American & White:	0	0	0	0	0	0	0	0
American Indian/Alaskan Native & Black/African American:	0	0	0	0	0	0	0	0
Other multi-racial:	0	0	0	0	0	0	0	0
Asian/Pacific Islander:	0	0	0	0	0	0	0	0
Hispanic:	0	0	0	0	0	0	0	0
Total:	1	0	0	0	1	0	0	0
Female-headed Households:	0		0		0			



U.S. Department of Housing and Urban Development
Office of Community Planning and Development
Integrated Disbursement and Information System
CDBG Activity Summary Report (GPR) for Program Year 2019
LAKELAND

Date: 03-Dec-2020

Time: 16:09

Page: 103

Income Category:

	Owner	Renter	Total	Person
Extremely Low	0	0	0	0
Low Mod	1	0	1	0
Moderate	0	0	0	0
Non Low Moderate	0	0	0	0
Total	1	0	1	0
Percent Low/Mod	100.0%		100.0%	

Annual Accomplishments

Years	Accomplishment Narrative	# Benefitting
2019	Emergency repair for home owner.	



U.S. Department of Housing and Urban Development
 Office of Community Planning and Development
 Integrated Disbursement and Information System
 CDBG Activity Summary Report (GPR) for Program Year 2019
 LAKELAND

Date: 03-Dec-2020
 Time: 16:09
 Page: 104

PGM Year: 2019
Project: 0001 - Owner Occupied Rehabilitation
IDIS Activity: 1625 - Single Unit Owner Occupied Rehabilitation

Status: Open
Location: Address Suppressed
Objective: Provide decent affordable housing
Outcome: Sustainability
Matrix Code: Rehab; Single-Unit Residential (14A) **National Objective:** LMH

Initial Funding Date: 07/29/2020

Description:
 Major rehab performed on income qualified homeowner's house.

Financing

	Fund Type	Grant Year	Grant	Funded Amount	Drawn In Program Year	Drawn Thru Program Year
CDBG	EN	2019	B19MC120011	\$40,000.00	\$21,688.50	\$21,688.50
	PI			\$20,588.00	\$20,588.00	\$20,588.00
Total	Total			\$60,588.00	\$42,276.50	\$42,276.50

Proposed Accomplishments

Housing Units : 1

Actual Accomplishments

Number assisted:

	Owner		Renter		Total		Person	
	Total	Hispanic	Total	Hispanic	Total	Hispanic	Total	Hispanic
White:	0	0	0	0	0	0		0
Black/African American:	0	0	0	0	0	0	0	0
Asian:	0	0	0	0	0	0	0	0
American Indian/Alaskan Native:	0	0	0	0	0	0	0	0
Native Hawaiian/Other Pacific Islander:	0	0	0	0	0	0	0	0
American Indian/Alaskan Native & White:	0	0	0	0	0	0	0	0
Asian White:	0	0	0	0	0	0	0	0
Black/African American & White:	0	0	0	0	0	0	0	0
American Indian/Alaskan Native & Black/African American:	0	0	0	0	0	0	0	0
Other multi-racial:	0	0	0	0	0	0	0	0
Asian/Pacific Islander:	0	0	0	0	0	0	0	0
Hispanic:	0	0	0	0	0	0	0	0
Total:	0	0	0	0	0	0	0	0
Female-headed Households:	0		0		0			



U.S. Department of Housing and Urban Development
Office of Community Planning and Development
Integrated Disbursement and Information System
CDBG Activity Summary Report (GPR) for Program Year 2019
LAKELAND

Date: 03-Dec-2020

Time: 16:09

Page: 105

Income Category:

	Owner	Renter	Total	Person
Extremely Low	0	0	0	0
Low Mod	0	0	0	0
Moderate	0	0	0	0
Non Low Moderate	0	0	0	0
Total	0	0	0	0
Percent Low/Mod				

Annual Accomplishments

No data returned for this view. This might be because the applied filter excludes all data.



U.S. Department of Housing and Urban Development
 Office of Community Planning and Development
 Integrated Disbursement and Information System
 CDBG Activity Summary Report (GPR) for Program Year 2019
 LAKELAND

Date: 03-Dec-2020
 Time: 16:09
 Page: 106

PGM Year: 2019
Project: 0001 - Owner Occupied Rehabilitation
IDIS Activity: 1626 - Single Unit Owner Occupied Rehabilitation

Status: Completed 8/6/2020 12:00:00 AM **Objective:** Provide decent affordable housing
Location: Address Suppressed **Outcome:** Sustainability
Matrix Code: Rehab; Single-Unit Residential (14A) **National Objective:** LMH

Initial Funding Date: 07/29/2020

Description:
 Emergency repairs to septic system for income qualified homeowner.

Financing

	Fund Type	Grant Year	Grant	Funded Amount	Drawn In Program Year	Drawn Thru Program Year
CDBG	EN	2019	B19MC120011	\$350.00	\$350.00	\$350.00
Total	Total			\$350.00	\$350.00	\$350.00

Proposed Accomplishments

Housing Units : 1

Actual Accomplishments

Number assisted:

	Owner		Renter		Total		Person	
	Total	Hispanic	Total	Hispanic	Total	Hispanic	Total	Hispanic
White:	1	1	0	0	1	1	0	0
Black/African American:	0	0	0	0	0	0	0	0
Asian:	0	0	0	0	0	0	0	0
American Indian/Alaskan Native:	0	0	0	0	0	0	0	0
Native Hawaiian/Other Pacific Islander:	0	0	0	0	0	0	0	0
American Indian/Alaskan Native & White:	0	0	0	0	0	0	0	0
Asian White:	0	0	0	0	0	0	0	0
Black/African American & White:	0	0	0	0	0	0	0	0
American Indian/Alaskan Native & Black/African American:	0	0	0	0	0	0	0	0
Other multi-racial:	0	0	0	0	0	0	0	0
Asian/Pacific Islander:	0	0	0	0	0	0	0	0
Hispanic:	0	0	0	0	0	0	0	0
Total:	1	1	0	0	1	1	0	0
Female-headed Households:	0		0		0			



U.S. Department of Housing and Urban Development
Office of Community Planning and Development
Integrated Disbursement and Information System
CDBG Activity Summary Report (GPR) for Program Year 2019
LAKELAND

Date: 03-Dec-2020

Time: 16:09

Page: 107

Income Category:

	Owner	Renter	Total	Person
Extremely Low	0	0	0	0
Low Mod	1	0	1	0
Moderate	0	0	0	0
Non Low Moderate	0	0	0	0
Total	1	0	1	0
Percent Low/Mod	100.0%		100.0%	

Annual Accomplishments

Years	Accomplishment Narrative	# Benefitting
2019	Emergency repair for home owner.	



U.S. Department of Housing and Urban Development
 Office of Community Planning and Development
 Integrated Disbursement and Information System
 CDBG Activity Summary Report (GPR) for Program Year 2019
 LAKELAND

Date: 03-Dec-2020
 Time: 16:09
 Page: 108

PGM Year: 2019
Project: 0001 - Owner Occupied Rehabilitation
IDIS Activity: 1627 - Single Unit Owner Occupied Rehabilitation

Status: Open
Location: Address Suppressed
Objective: Provide decent affordable housing
Outcome: Sustainability
Matrix Code: Rehab; Single-Unit Residential (14A) **National Objective:** LMH

Initial Funding Date: 09/04/2020

Description:
 Major rehabilitation for income qualified homeowner.

Financing

	Fund Type	Grant Year	Grant	Funded Amount	Drawn In Program Year	Drawn Thru Program Year
CDBG	EN	2019	B19MC120011	\$28,000.00	\$10,841.75	\$10,841.75
Total	Total			\$28,000.00	\$10,841.75	\$10,841.75

Proposed Accomplishments

Housing Units : 1

Actual Accomplishments

Number assisted:

	Owner		Renter		Total		Person	
	Total	Hispanic	Total	Hispanic	Total	Hispanic	Total	Hispanic
White:	0	0	0	0	0	0		0
Black/African American:	0	0	0	0	0	0	0	0
Asian:	0	0	0	0	0	0	0	0
American Indian/Alaskan Native:	0	0	0	0	0	0	0	0
Native Hawaiian/Other Pacific Islander:	0	0	0	0	0	0	0	0
American Indian/Alaskan Native & White:	0	0	0	0	0	0	0	0
Asian White:	0	0	0	0	0	0	0	0
Black/African American & White:	0	0	0	0	0	0	0	0
American Indian/Alaskan Native & Black/African American:	0	0	0	0	0	0	0	0
Other multi-racial:	0	0	0	0	0	0	0	0
Asian/Pacific Islander:	0	0	0	0	0	0	0	0
Hispanic:	0	0	0	0	0	0	0	0
Total:	0	0	0	0	0	0	0	0
Female-headed Households:	0		0		0			



U.S. Department of Housing and Urban Development
Office of Community Planning and Development
Integrated Disbursement and Information System
CDBG Activity Summary Report (GPR) for Program Year 2019
LAKELAND

Date: 03-Dec-2020

Time: 16:09

Page: 109

Income Category:

	Owner	Renter	Total	Person
Extremely Low	0	0	0	0
Low Mod	0	0	0	0
Moderate	0	0	0	0
Non Low Moderate	0	0	0	0
Total	0	0	0	0
Percent Low/Mod				

Annual Accomplishments

No data returned for this view. This might be because the applied filter excludes all data.



U.S. Department of Housing and Urban Development
 Office of Community Planning and Development
 Integrated Disbursement and Information System
 CDBG Activity Summary Report (GPR) for Program Year 2019
 LAKELAND

Date: 03-Dec-2020
 Time: 16:09
 Page: 110

PGM Year: 2019
Project: 0003 - Temporary Relocation
IDIS Activity: 1628 - Temporary Relocation

Status: Completed 11/4/2020 12:00:00 AM
Location: Address Suppressed

Objective: Provide decent affordable housing
Outcome: Sustainability
Matrix Code: Relocation (08)

National Objective: LMC

Initial Funding Date: 09/04/2020

Description:

Relocation expense for income qualified homeowner during re-construction of home.

Financing

	Fund Type	Grant Year	Grant	Funded Amount	Drawn In Program Year	Drawn Thru Program Year
CDBG	EN	2019	B19MC120011	\$1,250.00	\$1,250.00	\$1,250.00
Total	Total			\$1,250.00	\$1,250.00	\$1,250.00

Proposed Accomplishments

Households (General) : 1

Actual Accomplishments

Number assisted:

	Owner		Renter		Total		Person	
	Total	Hispanic	Total	Hispanic	Total	Hispanic	Total	Hispanic
White:	1	1	0	0	1	1	0	0
Black/African American:	0	0	0	0	0	0	0	0
Asian:	0	0	0	0	0	0	0	0
American Indian/Alaskan Native:	0	0	0	0	0	0	0	0
Native Hawaiian/Other Pacific Islander:	0	0	0	0	0	0	0	0
American Indian/Alaskan Native & White:	0	0	0	0	0	0	0	0
Asian White:	0	0	0	0	0	0	0	0
Black/African American & White:	0	0	0	0	0	0	0	0
American Indian/Alaskan Native & Black/African American:	0	0	0	0	0	0	0	0
Other multi-racial:	0	0	0	0	0	0	0	0
Asian/Pacific Islander:	0	0	0	0	0	0	0	0
Hispanic:	0	0	0	0	0	0	0	0
Total:	1	1	0	0	1	1	0	0
Female-headed Households:	0		0		0			



U.S. Department of Housing and Urban Development
Office of Community Planning and Development
Integrated Disbursement and Information System
CDBG Activity Summary Report (GPR) for Program Year 2019
LAKELAND

Date: 03-Dec-2020

Time: 16:09

Page: 111

Income Category:

	Owner	Renter	Total	Person
Extremely Low	1	0	1	0
Low Mod	0	0	0	0
Moderate	0	0	0	0
Non Low Moderate	0	0	0	0
Total	1	0	1	0
Percent Low/Mod	100.0%		100.0%	

Annual Accomplishments

Years	Accomplishment Narrative	# Benefitting
2019	Temporary Relocation expenses provided to low income homeowner.	



U.S. Department of Housing and Urban Development
 Office of Community Planning and Development
 Integrated Disbursement and Information System
 CDBG Activity Summary Report (GPR) for Program Year 2019
 LAKELAND

Date: 03-Dec-2020
 Time: 16:09
 Page: 112

PGM Year: 2019
Project: 0001 - Owner Occupied Rehabilitation
IDIS Activity: 1629 - Single Unit Owner Occupied Rehabilitation

Status: Open
Location: Address Suppressed
Objective: Provide decent affordable housing
Outcome: Sustainability
Matrix Code: Rehab; Single-Unit Residential (14A) **National Objective:** LMH

Initial Funding Date: 09/04/2020

Description:
 Re-construction of home for income qualified homeowner.

Financing

	Fund Type	Grant Year	Grant	Funded Amount	Drawn In Program Year	Drawn Thru Program Year
CDBG	EN	2019	B19MC120011	\$105,000.00	\$29,623.25	\$29,623.25
Total	Total			\$105,000.00	\$29,623.25	\$29,623.25

Proposed Accomplishments

Housing Units : 1

Actual Accomplishments

Number assisted:

	Owner		Renter		Total		Person	
	Total	Hispanic	Total	Hispanic	Total	Hispanic	Total	Hispanic
White:	0	0	0	0	0	0		0
Black/African American:	0	0	0	0	0	0	0	0
Asian:	0	0	0	0	0	0	0	0
American Indian/Alaskan Native:	0	0	0	0	0	0	0	0
Native Hawaiian/Other Pacific Islander:	0	0	0	0	0	0	0	0
American Indian/Alaskan Native & White:	0	0	0	0	0	0	0	0
Asian White:	0	0	0	0	0	0	0	0
Black/African American & White:	0	0	0	0	0	0	0	0
American Indian/Alaskan Native & Black/African American:	0	0	0	0	0	0	0	0
Other multi-racial:	0	0	0	0	0	0	0	0
Asian/Pacific Islander:	0	0	0	0	0	0	0	0
Hispanic:	0	0	0	0	0	0	0	0
Total:	0	0	0	0	0	0	0	0
Female-headed Households:	0		0		0			



U.S. Department of Housing and Urban Development
Office of Community Planning and Development
Integrated Disbursement and Information System
CDBG Activity Summary Report (GPR) for Program Year 2019
LAKELAND

Date: 03-Dec-2020

Time: 16:09

Page: 113

Income Category:

	Owner	Renter	Total	Person
Extremely Low	0	0	0	0
Low Mod	0	0	0	0
Moderate	0	0	0	0
Non Low Moderate	0	0	0	0
Total	0	0	0	0
Percent Low/Mod				

Annual Accomplishments

No data returned for this view. This might be because the applied filter excludes all data.



U.S. Department of Housing and Urban Development
 Office of Community Planning and Development
 Integrated Disbursement and Information System
 CDBG Activity Summary Report (GPR) for Program Year 2019
 LAKELAND

Date: 03-Dec-2020
 Time: 16:09
 Page: 114

PGM Year: 2020
Project: 0003 - CV- Rental and Utility Assistance
IDIS Activity: 1630 - Rental and Utility Assistance CV

Status: Open
Location: Address Suppressed

Objective: Provide decent affordable housing
Outcome: Affordability
Matrix Code: Subsistence Payment (05Q)

National Objective: LMC

Initial Funding Date: 09/04/2020

Description:
 Rental and Utilities Assistance for low income renters due to COVID 19.

Financing

	Fund Type	Grant Year	Grant	Funded Amount	Drawn In Program Year	Drawn Thru Program Year
CDBG	EN	2020	B20MW120011	\$375,000.00	\$77,489.92	\$77,489.92
Total	Total			\$375,000.00	\$77,489.92	\$77,489.92

Proposed Accomplishments

People (General) : 200

Actual Accomplishments

Number assisted:

	Owner		Renter		Total		Person	
	Total	Hispanic	Total	Hispanic	Total	Hispanic	Total	Hispanic
White:	0	0	0	0	0	0		0
Black/African American:	0	0	0	0	0	0	0	0
Asian:	0	0	0	0	0	0	0	0
American Indian/Alaskan Native:	0	0	0	0	0	0	0	0
Native Hawaiian/Other Pacific Islander:	0	0	0	0	0	0	0	0
American Indian/Alaskan Native & White:	0	0	0	0	0	0	0	0
Asian White:	0	0	0	0	0	0	0	0
Black/African American & White:	0	0	0	0	0	0	0	0
American Indian/Alaskan Native & Black/African American:	0	0	0	0	0	0	0	0
Other multi-racial:	0	0	0	0	0	0	0	0
Asian/Pacific Islander:	0	0	0	0	0	0	0	0
Hispanic:	0	0	0	0	0	0	0	0
Total:	0	0	0	0	0	0	0	0
Female-headed Households:	0		0		0			



U.S. Department of Housing and Urban Development
Office of Community Planning and Development
Integrated Disbursement and Information System
CDBG Activity Summary Report (GPR) for Program Year 2019
LAKELAND

Date: 03-Dec-2020

Time: 16:09

Page: 115

Income Category:

	Owner	Renter	Total	Person
Extremely Low	0	0	0	0
Low Mod	0	0	0	0
Moderate	0	0	0	0
Non Low Moderate	0	0	0	0
Total	0	0	0	0
Percent Low/Mod				

Annual Accomplishments

No data returned for this view. This might be because the applied filter excludes all data.



U.S. Department of Housing and Urban Development
Office of Community Planning and Development
Integrated Disbursement and Information System
CDBG Activity Summary Report (GPR) for Program Year 2019
LAKELAND

Date: 03-Dec-2020


Time: 16:09

Page: 117

Extremely Low	0	0	0	0
Low Mod	0	0	0	0
Moderate	0	0	0	0
Non Low Moderate	0	0	0	0
Total	0	0	0	0
Percent Low/Mod				

Annual Accomplishments

No data returned for this view. This might be because the applied filter excludes all data.



U.S. Department of Housing and Urban Development
 Office of Community Planning and Development
 Integrated Disbursement and Information System
 CDBG Activity Summary Report (GPR) for Program Year 2019
 LAKELAND

Date: 03-Dec-2020
 Time: 16:09
 Page: 118

PGM Year: 2019
Project: 0003 - Temporary Relocation
IDIS Activity: 1632 - Temporary Relocation

Status: Completed 11/4/2020 12:00:00 AM
Location: Address Suppressed

Objective: Provide decent affordable housing
Outcome: Availability/accessibility
Matrix Code: Relocation (08)

National Objective: LMH

Initial Funding Date: 09/18/2020

Description:

Temporary Relocation expense for income qualified homeowner.

Financing

	Fund Type	Grant Year	Grant	Funded Amount	Drawn In Program Year	Drawn Thru Program Year
CDBG	EN	2019	B19MC120011	\$1,400.00	\$1,400.00	\$1,400.00
Total	Total			\$1,400.00	\$1,400.00	\$1,400.00

Proposed Accomplishments

Households (General) : 1

Actual Accomplishments

Number assisted:

	Owner		Renter		Total		Person	
	Total	Hispanic	Total	Hispanic	Total	Hispanic	Total	Hispanic
White:	0	0	0	0	0	0		0
Black/African American:	1	0	0	0	1	0	0	0
Asian:	0	0	0	0	0	0	0	0
American Indian/Alaskan Native:	0	0	0	0	0	0	0	0
Native Hawaiian/Other Pacific Islander:	0	0	0	0	0	0	0	0
American Indian/Alaskan Native & White:	0	0	0	0	0	0	0	0
Asian White:	0	0	0	0	0	0	0	0
Black/African American & White:	0	0	0	0	0	0	0	0
American Indian/Alaskan Native & Black/African American:	0	0	0	0	0	0	0	0
Other multi-racial:	0	0	0	0	0	0	0	0
Asian/Pacific Islander:	0	0	0	0	0	0	0	0
Hispanic:	0	0	0	0	0	0	0	0
Total:	1	0	0	0	1	0	0	0
Female-headed Households:	0		0		0			



U.S. Department of Housing and Urban Development
Office of Community Planning and Development
Integrated Disbursement and Information System
CDBG Activity Summary Report (GPR) for Program Year 2019
LAKELAND

Date: 03-Dec-2020

Time: 16:09

Page: 119

Income Category:

	Owner	Renter	Total	Person
Extremely Low	1	0	1	0
Low Mod	0	0	0	0
Moderate	0	0	0	0
Non Low Moderate	0	0	0	0
Total	1	0	1	0
Percent Low/Mod	100.0%		100.0%	

Annual Accomplishments

Years	Accomplishment Narrative	# Benefiting
2019	Temporary relocation expenses provided to low income homeowner.	



U.S. Department of Housing and Urban Development
Office of Community Planning and Development
Integrated Disbursement and Information System
CDBG Activity Summary Report (GPR) for Program Year 2019
LAKELAND

Date: 03-Dec-2020

Time: 16:09

Page: 121

Income Category:

	Owner	Renter	Total	Person
Extremely Low	0	0	0	0
Low Mod	0	0	0	0
Moderate	0	0	0	0
Non Low Moderate	0	0	0	0
Total	0	0	0	0
Percent Low/Mod				

Annual Accomplishments

No data returned for this view. This might be because the applied filter excludes all data.



U.S. Department of Housing and Urban Development
 Office of Community Planning and Development
 Integrated Disbursement and Information System
 CDBG Activity Summary Report (GPR) for Program Year 2019
 LAKELAND

Date: 03-Dec-2020
 Time: 16:09
 Page: 122

PGM Year: 2019
Project: 0029 - Activity Delivery - Staff (CV)
IDIS Activity: 1636 - Staff Activity Delivery - CV

Status: Open
Location: 1104 Martin L King Jr Ave Lakeland, FL 33805-4406
Objective: Provide decent affordable housing
Outcome: Affordability
Matrix Code: Rehabilitation Administration (14H) **National Objective:** LMC

Initial Funding Date: 09/21/2020

Description:
 Staff time to administer the rental and utilities assistance program due to the COVID 19.

Financing

	Fund Type	Grant Year	Grant	Funded Amount	Drawn In Program Year	Drawn Thru Program Year
CDBG	EN	2020	B20MW120011	\$75,000.00	\$11,417.27	\$11,417.27
Total	Total			\$75,000.00	\$11,417.27	\$11,417.27


Proposed Accomplishments

Housing Units : 250

Actual Accomplishments

Number assisted:

	Owner		Renter		Total		Person	
	Total	Hispanic	Total	Hispanic	Total	Hispanic	Total	Hispanic
White:	0	0	0	0	0	0		0
Black/African American:	0	0	0	0	0	0	0	0
Asian:	0	0	0	0	0	0	0	0
American Indian/Alaskan Native:	0	0	0	0	0	0	0	0
Native Hawaiian/Other Pacific Islander:	0	0	0	0	0	0	0	0
American Indian/Alaskan Native & White:	0	0	0	0	0	0	0	0
Asian White:	0	0	0	0	0	0	0	0
Black/African American & White:	0	0	0	0	0	0	0	0
American Indian/Alaskan Native & Black/African American:	0	0	0	0	0	0	0	0
Other multi-racial:	0	0	0	0	0	0	0	0
Asian/Pacific Islander:	0	0	0	0	0	0	0	0
Hispanic:	0	0	0	0	0	0	0	0
Total:	0	0	0	0	0	0	0	0
Female-headed Households:	0		0		0			



U.S. Department of Housing and Urban Development
Office of Community Planning and Development
Integrated Disbursement and Information System
CDBG Activity Summary Report (GPR) for Program Year 2019
LAKELAND

Date: 03-Dec-2020

Time: 16:09

Page: 123

Income Category:

	Owner	Renter	Total	Person
Extremely Low	0	0	0	0
Low Mod	0	0	0	0
Moderate	0	0	0	0
Non Low Moderate	0	0	0	0
Total	0	0	0	0
Percent Low/Mod				

Annual Accomplishments

No data returned for this view. This might be because the applied filter excludes all data.



U.S. Department of Housing and Urban Development
 Office of Community Planning and Development
 Integrated Disbursement and Information System
 CDBG Activity Summary Report (GPR) for Program Year 2019
 LAKELAND

Date: 03-Dec-2020
 Time: 16:09
 Page: 124

PGM Year: 2019
Project: 0027 - CV Public Services
IDIS Activity: 1638 - Talbot House Homeless Shelter -CV

Status: Open
Location: Address Suppressed
Objective: Create suitable living environments
Outcome: Sustainability
Matrix Code: Homeless Facilities (not operating costs) (03C)
National Objective: LMC

Initial Funding Date: 11/05/2020

Description:
 Provide utility costs for building.

Financing

	Fund Type	Grant Year	Grant	Funded Amount	Drawn In Program Year	Drawn Thru Program Year
CDBG	EN	2020	B20MW120011	\$25,000.00	\$25,000.00	\$25,000.00
Total	Total			\$25,000.00	\$25,000.00	\$25,000.00

Proposed Accomplishments

Public Facilities : 1,000

Actual Accomplishments

Number assisted:

	Owner		Renter		Total		Person	
	Total	Hispanic	Total	Hispanic	Total	Hispanic	Total	Hispanic
White:	0	0	0	0	0	0		0
Black/African American:	0	0	0	0	0	0	0	0
Asian:	0	0	0	0	0	0	0	0
American Indian/Alaskan Native:	0	0	0	0	0	0	0	0
Native Hawaiian/Other Pacific Islander:	0	0	0	0	0	0	0	0
American Indian/Alaskan Native & White:	0	0	0	0	0	0	0	0
Asian White:	0	0	0	0	0	0	0	0
Black/African American & White:	0	0	0	0	0	0	0	0
American Indian/Alaskan Native & Black/African American:	0	0	0	0	0	0	0	0
Other multi-racial:	0	0	0	0	0	0	0	0
Asian/Pacific Islander:	0	0	0	0	0	0	0	0
Hispanic:	0	0	0	0	0	0	0	0
Total:	0	0	0	0	0	0	0	0
Female-headed Households:	0		0		0			



U.S. Department of Housing and Urban Development
Office of Community Planning and Development
Integrated Disbursement and Information System
CDBG Activity Summary Report (GPR) for Program Year 2019
LAKELAND

Date: 03-Dec-2020

Time: 16:09

Page: 125

Income Category:

	Owner	Renter	Total	Person
Extremely Low	0	0	0	0
Low Mod	0	0	0	0
Moderate	0	0	0	0
Non Low Moderate	0	0	0	0
Total	0	0	0	0
Percent Low/Mod				

Annual Accomplishments

No data returned for this view. This might be because the applied filter excludes all data.



U.S. Department of Housing and Urban Development
Office of Community Planning and Development
Integrated Disbursement and Information System
CDBG Activity Summary Report (GPR) for Program Year 2019
LAKELAND

Date: 03-Dec-2020

Time: 16:09

Page: 126

Total Funded Amount:	\$2,752,606.86
Total Drawn Thru Program Year:	\$1,593,319.48
Total Drawn In Program Year:	\$1,529,085.00



U.S. Department of Housing and Urban Development
 Office of Community Planning and Development
 Integrated Disbursement and Information System

DATE: 12-03-20
 TIME: 16:12
 PAGE: 1

Status of Open Activities and Activities Completed/Cancelled in the Last Year Activities -
 Lakeland, FL

IDIS - PR22

Tenure Type	Activity Type	IDIS Activity	Activity Address	Activity Status	Status Date	Total Units	Home Units	Initial Funding Date	Committed Amount	Drawn Amount	PCT
Homebuyer	NEW CONSTRUCTION	1618	722 W Thomas St , Lakeland FL, 33805	Open	09/25/20	0	0	03/12/20	\$104,522.00	\$97,641.00	93.42%
Homebuyer	NEW CONSTRUCTION	1619	625 W Valencia St , Lakeland FL, 33805	Open	11/16/20	1	1	03/12/20	\$126,396.00	\$45,510.00	36.01%
Homebuyer	ACQUISITION ONLY	1623	1836 N Crystal Lake Dr Apt 76 , Lakeland FL, 33801	Completed	11/04/20	1	1	04/22/20	\$16,000.00	\$16,000.00	100.00%
Homebuyer	ACQUISITION ONLY	1634	1325 E Edgewood Dr , Lakeland FL, 33803	Completed	11/04/20	1	1	09/18/20	\$16,000.00	\$16,000.00	100.00%
Homebuyer	ACQUISITION ONLY	1635	620 Susan Dr , Lakeland FL, 33803	Completed	11/04/20	1	1	09/18/20	\$17,000.00	\$17,000.00	100.00%
Homebuyer	ACQUISITION ONLY	1637	2285 Crystalview Ct , Lakeland FL, 33801	Completed	11/18/20	1	1	11/04/20	\$16,500.68	\$16,500.68	100.00%
Homeowner Rehab	REHABILITATION	1581	214 Union Dr , Lakeland FL, 33805	Completed	08/07/20	1	1	07/16/19	\$123,879.22	\$123,879.22	100.00%
Homeowner Rehab	REHABILITATION	1611	1720 Bellgrove St , Lakeland FL, 33805	Open	06/03/20	0	0	12/18/19	\$38,000.00	\$35,975.56	94.67%



PART I: SUMMARY OF CDBG RESOURCES

01 UNEXPENDED CDBG FUNDS AT END OF PREVIOUS PROGRAM YEAR	1,009,886.46
02 ENTITLEMENT GRANT	935,111.00
03 SURPLUS URBAN RENEWAL	0.00
04 SECTION 108 GUARANTEED LOAN FUNDS	0.00
05 CURRENT YEAR PROGRAM INCOME	43,450.00
05a CURRENT YEAR SECTION 108 PROGRAM INCOME (FOR SI TYPE)	0.00
06 FUNDS RETURNED TO THE LINE-OF-CREDIT	0.00
06a FUNDS RETURNED TO THE LOCAL CDBG ACCOUNT	0.00
07 ADJUSTMENT TO COMPUTE TOTAL AVAILABLE	0.00
08 TOTAL AVAILABLE (SUM, LINES 01-07)	1,988,447.46

PART II: SUMMARY OF CDBG EXPENDITURES

09 DISBURSEMENTS OTHER THAN SECTION 108 REPAYMENTS AND PLANNING/ADMINISTRATION	1,256,910.82
10 ADJUSTMENT TO COMPUTE TOTAL AMOUNT SUBJECT TO LOW/MOD BENEFIT	0.00
11 AMOUNT SUBJECT TO LOW/MOD BENEFIT (LINE 09 + LINE 10)	1,256,910.82
12 DISBURSED IN IDIS FOR PLANNING/ADMINISTRATION	138,266.99
13 DISBURSED IN IDIS FOR SECTION 108 REPAYMENTS	0.00
14 ADJUSTMENT TO COMPUTE TOTAL EXPENDITURES	0.00
15 TOTAL EXPENDITURES (SUM, LINES 11-14)	1,395,177.81
16 UNEXPENDED BALANCE (LINE 08 - LINE 15)	593,269.65

PART III: LOWMOD BENEFIT THIS REPORTING PERIOD

17 EXPENDED FOR LOW/MOD HOUSING IN SPECIAL AREAS	0.00
18 EXPENDED FOR LOW/MOD MULTI-UNIT HOUSING	0.00
19 DISBURSED FOR OTHER LOW/MOD ACTIVITIES	1,024,692.09
20 ADJUSTMENT TO COMPUTE TOTAL LOW/MOD CREDIT	0.00
21 TOTAL LOW/MOD CREDIT (SUM, LINES 17-20)	1,024,692.09
22 PERCENT LOW/MOD CREDIT (LINE 21/LINE 11)	

LOW/MOD BENEFIT FOR MULTI-YEAR CERTIFICATIONS

23 PROGRAM YEARS(PY) COVERED IN CERTIFICATION	PY: PY: PY:
24 CUMULATIVE NET EXPENDITURES SUBJECT TO LOW/MOD BENEFIT CALCULATION	0.00
25 CUMULATIVE EXPENDITURES BENEFITING LOW/MOD PERSONS	0.00
26 PERCENT BENEFIT TO LOW/MOD PERSONS (LINE 25/LINE 24)	0.00%

PART IV: PUBLIC SERVICE (PS) CAP CALCULATIONS

27 DISBURSED IN IDIS FOR PUBLIC SERVICES	115,508.37
28 PS UNLIQUIDATED OBLIGATIONS AT END OF CURRENT PROGRAM YEAR	0.00
29 PS UNLIQUIDATED OBLIGATIONS AT END OF PREVIOUS PROGRAM YEAR	0.00
30 ADJUSTMENT TO COMPUTE TOTAL PS OBLIGATIONS	0.00
31 TOTAL PS OBLIGATIONS (LINE 27 + LINE 28 - LINE 29 + LINE 30)	115,508.37
32 ENTITLEMENT GRANT	935,111.00
33 PRIOR YEAR PROGRAM INCOME	300,817.14
34 ADJUSTMENT TO COMPUTE TOTAL SUBJECT TO PS CAP	0.00
35 TOTAL SUBJECT TO PS CAP (SUM, LINES 32-34)	1,235,928.14
36 PERCENT FUNDS OBLIGATED FOR PS ACTIVITIES (LINE 31/LINE 35)	9.35%

PART V: PLANNING AND ADMINISTRATION (PA) CAP

37 DISBURSED IN IDIS FOR PLANNING/ADMINISTRATION	138,266.99
38 PA UNLIQUIDATED OBLIGATIONS AT END OF CURRENT PROGRAM YEAR	0.00
39 PA UNLIQUIDATED OBLIGATIONS AT END OF PREVIOUS PROGRAM YEAR	0.00
40 ADJUSTMENT TO COMPUTE TOTAL PA OBLIGATIONS	0.00
41 TOTAL PA OBLIGATIONS (LINE 37 + LINE 38 - LINE 39 +LINE 40)	138,266.99
42 ENTITLEMENT GRANT	935,111.00
43 CURRENT YEAR PROGRAM INCOME	43,450.00
44 ADJUSTMENT TO COMPUTE TOTAL SUBJECT TO PA CAP	0.00
45 TOTAL SUBJECT TO PA CAP (SUM, LINES 42-44)	978,561.00

LINE 17 DETAIL: ACTIVITIES TO CONSIDER IN DETERMINING THE AMOUNT TO ENTER ON LINE 17

Report returned no data.

LINE 18 DETAIL: ACTIVITIES TO CONSIDER IN DETERMINING THE AMOUNT TO ENTER ON LINE 18

Report returned no data.

LINE 19 DETAIL: ACTIVITIES INCLUDED IN THE COMPUTATION OF LINE 19

Plan Year	IDIS Project	IDIS Activity	Voucher Number	Activity Name	Matrix Code	National Objective	Drawn Amount
2019	23	1608	6335119	Choctaw Ave Sidewalk Project	03L	LMA	\$1,616.73
2019	23	1608	6357107	Choctaw Ave Sidewalk Project	03L	LMA	\$779.05
2019	23	1608	6365815	Choctaw Ave Sidewalk Project	03L	LMA	\$315.67
2019	23	1608	6372258	Choctaw Ave Sidewalk Project	03L	LMA	\$93.72
2019	23	1608	6381987	Choctaw Ave Sidewalk Project	03L	LMA	\$718.90
2019	23	1608	6390837	Choctaw Ave Sidewalk Project	03L	LMA	\$5,101.91
2019	23	1608	6399030	Choctaw Ave Sidewalk Project	03L	LMA	\$25,713.00
2019	23	1608	6410951	Choctaw Ave Sidewalk Project	03L	LMA	\$28,729.91
2019	23	1608	6415451	Choctaw Ave Sidewalk Project	03L	LMA	\$11,773.79
					03L	Matrix Code	\$74,842.68
2019	19	1603	6357107	Talbot House Ministries - Utilities Assistance	03T	LMC	\$10,000.00
					03T	Matrix Code	\$10,000.00
2019	21	1605	6410951	Volunteers in Service to the Elderly - Hot Meals	05A	LMC	\$20,000.00
					05A	Matrix Code	\$20,000.00
2018	18	1568	6357107	Sunrise Community of Polk County	05B	LMC	\$3,391.00
					05B	Matrix Code	\$3,391.00
2019	9	1593	6428962	Simpson Park Summer Recreation Program	05D	LMC	\$6,050.00
2019	10	1594	6399030	Coleman Bush Summer Tutoring	05D	LMC	\$1,036.16
2019	10	1594	6410951	Coleman Bush Summer Tutoring	05D	LMC	\$2,072.32
2019	11	1595	6335236	Coleman Bush Building Fall Tutoring	05D	LMC	\$2,512.50
2019	11	1595	6357959	Coleman Bush Building Fall Tutoring	05D	LMC	\$975.00
2019	11	1595	6365815	Coleman Bush Building Fall Tutoring	05D	LMC	\$2,428.50
2019	11	1595	6372258	Coleman Bush Building Fall Tutoring	05D	LMC	\$1,311.39
2019	11	1595	6415451	Coleman Bush Building Fall Tutoring	05D	LMC	\$582.84
2019	11	1595	6428962	Coleman Bush Building Fall Tutoring	05D	LMC	\$1,165.68
2019	12	1596	6335236	Coleman Bush After School Youth Programs	05D	LMC	\$250.00
2019	12	1596	6345198	Coleman Bush After School Youth Programs	05D	LMC	\$75.00
2019	12	1596	6357959	Coleman Bush After School Youth Programs	05D	LMC	\$150.00
2019	12	1596	6365815	Coleman Bush After School Youth Programs	05D	LMC	\$777.00
2019	12	1596	6372258	Coleman Bush After School Youth Programs	05D	LMC	\$249.00
2019	12	1596	6428962	Coleman Bush After School Youth Programs	05D	LMC	\$50.00
2019	13	1597	6335236	Simpson Park Art Classes	05D	LMC	\$400.00
2019	13	1597	6345198	Simpson Park Art Classes	05D	LMC	\$440.00
2019	13	1597	6365815	Simpson Park Art Classes	05D	LMC	\$600.00
2019	13	1597	6372258	Simpson Park Art Classes	05D	LMC	\$240.00
2019	13	1597	6410951	Simpson Park Art Classes	05D	LMC	\$375.64
2019	13	1597	6415451	Simpson Park Art Classes	05D	LMC	\$80.00
2019	13	1597	6428962	Simpson Park Art Classes	05D	LMC	\$568.48
2019	14	1598	6335236	Simpson Park Dance Lesson	05D	LMC	\$280.00
2019	14	1598	6345198	Simpson Park Dance Lesson	05D	LMC	\$540.00
2019	14	1598	6365815	Simpson Park Dance Lesson	05D	LMC	\$460.00
2019	14	1598	6372258	Simpson Park Dance Lesson	05D	LMC	\$120.00
2019	14	1598	6410951	Simpson Park Dance Lesson	05D	LMC	\$41.86
2019	14	1598	6415451	Simpson Park Dance Lesson	05D	LMC	\$60.00
2019	14	1598	6428962	Simpson Park Dance Lesson	05D	LMC	\$240.00
2019	16	1600	6428962	Boys and Girls Club Summer and After School Programs	05D	LMC	\$10,000.00
					05D	Matrix Code	\$34,131.37
2019	17	1601	6357107	Lakeland Volunteers in Medicine - Health Care Office Visits	05M	LMC	\$6,665.00
2019	17	1601	6381987	Lakeland Volunteers in Medicine - Health Care Office Visits	05M	LMC	\$13,335.00
					05M	Matrix Code	\$20,000.00
2019	18	1602	6372258	Peace River Center for Personal Development, Inc -	05O	LMC	\$7,986.00
					05O	Matrix Code	\$7,986.00

2019	20	1604	6415451	The Salvation Army Rapid Re-Housing	05Z	LMC	\$3,990.00
2019	20	1604	6428962	The Salvation Army Rapid Re-Housing	05Z	LMC	\$6,010.00
2019	22	1606	6428962	Wilson House, Inc	05Z	LMC	\$10,000.00
					05Z	Matrix Code	\$20,000.00
2019	3	1610	6335119	Relocation	08	LMH	\$1,400.00
2019	3	1614	6345198	Relocation	08	LMH	\$1,400.00
2019	3	1621	6365815	Temporary Relocation	08	LMH	\$1,400.00
2019	3	1628	6410951	Temporary Relocation	08	LMC	\$1,250.00
2019	3	1632	6415451	Temporary Relocation	08	LMH	\$1,400.00
					08	Matrix Code	\$6,850.00
2018	1	1589	6335119	Single Unit Owner Occupied Rehabilitation	14A	LMH	\$7,291.95
2019	1	1583	6335119	Single Unit Residential Rehabilitation	14A	LMH	\$18,536.40
2019	1	1583	6335236	Single Unit Residential Rehabilitation	14A	LMH	\$32,438.70
2019	1	1583	6357107	Single Unit Residential Rehabilitation	14A	LMH	\$23,170.50
2019	1	1583	6381987	Single Unit Residential Rehabilitation	14A	LMH	\$24,066.20
2019	1	1584	6335236	Single Unit Residential Rehabilitation	14A	LMH	\$8,544.87
2019	1	1584	6357107	Single Unit Residential Rehabilitation	14A	LMH	\$1,820.00
2019	1	1585	6335119	Single Unit Residential Rehabilitation	14A	LMH	\$8,280.00
2019	1	1585	6335236	Single Unit Residential Rehabilitation	14A	LMH	\$15,224.00
2019	1	1585	6345198	Single Unit Residential Rehabilitation	14A	LMH	\$14,085.00
2019	1	1585	6357107	Single Unit Residential Rehabilitation	14A	LMH	\$15,538.00
2019	1	1585	6365815	Single Unit Residential Rehabilitation	14A	LMH	\$4,860.00
2019	1	1585	6372258	Single Unit Residential Rehabilitation	14A	LMH	\$3,015.00
2019	1	1585	6381987	Single Unit Residential Rehabilitation	14A	LMH	\$10,096.00
2019	1	1587	6335236	Single Unit Residential Rehabilitation	14A	LMH	\$16,447.50
2019	1	1609	6335119	Single Unit Owner Occupied Rehabilitation	14A	LMH	\$425.00
2019	1	1609	6335236	Single Unit Owner Occupied Rehabilitation	14A	LMH	\$404.00
2019	1	1609	6372258	Single Unit Owner Occupied Rehabilitation	14A	LMH	\$11,448.00
2019	1	1609	6381987	Single Unit Owner Occupied Rehabilitation	14A	LMH	\$18,864.00
2019	1	1609	6390837	Single Unit Owner Occupied Rehabilitation	14A	LMH	\$33,512.00
2019	1	1609	6410951	Single Unit Owner Occupied Rehabilitation	14A	LMH	\$23,580.00
2019	1	1609	6415451	Single Unit Owner Occupied Rehabilitation	14A	LMH	\$19,912.00
2019	1	1613	6346446	Single Unit Owner Occupied Rehabilitation	14A	LMH	\$842.20
2019	1	1613	6357107	Single Unit Owner Occupied Rehabilitation	14A	LMH	\$25,784.30
2019	1	1613	6365815	Single Unit Owner Occupied Rehabilitation	14A	LMH	\$17,685.00
2019	1	1613	6372258	Single Unit Owner Occupied Rehabilitation	14A	LMH	\$17,120.70
2019	1	1615	6345198	Single Unit Owner Occupied Rehabilitation	14A	LMH	\$1,600.00
2019	1	1615	6357107	Single Unit Owner Occupied Rehabilitation	14A	LMH	\$275.00
2019	1	1616	6345198	Single Unit Owner Occupied Rehabilitation	14A	LMH	\$82.90
2019	1	1616	6357107	Single Unit Owner Occupied Rehabilitation	14A	LMH	\$19,072.00
2019	1	1617	6345198	Single Unit Owner Occupied Rehabilitation	14A	LMH	\$15,059.75
2019	1	1617	6357107	Single Unit Owner Occupied Rehabilitation	14A	LMH	\$167.00
2019	1	1620	6365815	Single Unit Owner Occupied Rehabilitation	14A	LMH	\$446.60
2019	1	1620	6372258	Single Unit Owner Occupied Rehabilitation	14A	LMH	\$398.60
2019	1	1620	6390837	Single Unit Owner Occupied Rehabilitation	14A	LMH	\$450.00
2019	1	1620	6410951	Single Unit Owner Occupied Rehabilitation	14A	LMH	\$18,622.85
2019	1	1620	6428962	Single Unit Owner Occupied Rehabilitation	14A	LMH	\$24,187.27
2019	1	1624	6399030	Single Unit Residential Rehabilitation	14A	LMH	\$2,200.00
2019	1	1625	6399030	Single Unit Owner Occupied Rehabilitation	14A	LMH	\$349.00
2019	1	1625	6415451	Single Unit Owner Occupied Rehabilitation	14A	LMH	\$32,837.50
2019	1	1625	6428962	Single Unit Owner Occupied Rehabilitation	14A	LMH	\$9,090.00
2019	1	1626	6399030	Single Unit Owner Occupied Rehabilitation	14A	LMH	\$350.00
2019	1	1627	6410951	Single Unit Owner Occupied Rehabilitation	14A	LMH	\$440.00
2019	1	1627	6415451	Single Unit Owner Occupied Rehabilitation	14A	LMH	\$10,401.75
2019	1	1629	6410951	Single Unit Owner Occupied Rehabilitation	14A	LMH	\$925.00
2019	1	1629	6415451	Single Unit Owner Occupied Rehabilitation	14A	LMH	\$9,689.85
2019	1	1629	6428962	Single Unit Owner Occupied Rehabilitation	14A	LMH	\$19,008.40
2019	1	1633	6415451	Single Unit Owner Occupied Rehabilitation	14A	LMH	\$448.40
					14A	Matrix Code	\$539,093.19
2019	5	1590	6335119	Housing Rehab Activity Delivery	14H	LMH	\$7,916.91
2019	5	1590	6335236	Housing Rehab Activity Delivery	14H	LMH	\$23,588.91
2019	5	1590	6345198	Housing Rehab Activity Delivery	14H	LMH	\$16,125.52
2019	5	1590	6357107	Housing Rehab Activity Delivery	14H	LMH	\$15,811.73

2019	5	1590	6365815	Housing Rehab Activity Delivery	14H	LMH	\$15,255.39
2019	5	1590	6372258	Housing Rehab Activity Delivery	14H	LMH	\$14,902.42
2019	5	1590	6381987	Housing Rehab Activity Delivery	14H	LMH	\$21,044.38
2019	5	1590	6390837	Housing Rehab Activity Delivery	14H	LMH	\$23,796.06
2019	5	1590	6399030	Housing Rehab Activity Delivery	14H	LMH	\$17,399.53
2019	5	1590	6410951	Housing Rehab Activity Delivery	14H	LMH	\$23,466.75
2019	5	1590	6415451	Housing Rehab Activity Delivery	14H	LMH	\$13,029.88
2019	5	1590	6428962	Housing Rehab Activity Delivery	14H	LMH	\$33,283.16
					14H	Matrix Code	\$225,620.64
2019	6	1591	6335119	Code Enforcement	15	LMA	\$2,442.11
2019	6	1591	6335236	Code Enforcement	15	LMA	\$8,135.72
2019	6	1591	6345198	Code Enforcement	15	LMA	\$5,424.51
2019	6	1591	6357107	Code Enforcement	15	LMA	\$5,438.09
2019	6	1591	6365815	Code Enforcement	15	LMA	\$5,438.09
2019	6	1591	6372258	Code Enforcement	15	LMA	\$4,443.59
2019	6	1591	6381987	Code Enforcement	15	LMA	\$4,404.17
2019	6	1591	6390837	Code Enforcement	15	LMA	\$6,602.98
2019	6	1591	6399030	Code Enforcement	15	LMA	\$4,404.18
2019	6	1591	6410951	Code Enforcement	15	LMA	\$4,404.17
2019	6	1591	6415451	Code Enforcement	15	LMA	\$4,404.17
2019	6	1591	6428962	Code Enforcement	15	LMA	\$7,235.43
					15	Matrix Code	\$62,777.21
Total							\$1,024,692.09

LINE 27 DETAIL: ACTIVITIES INCLUDED IN THE COMPUTATION OF LINE 27

<u>Plan Year</u>	<u>IDIS Project</u>	<u>IDIS Activity</u>	<u>Voucher Number</u>	<u>Activity Name</u>	<u>Matrix Code</u>	<u>National Objective</u>	<u>Drawn Amount</u>
2019	19	1603	6357107	Talbot House Ministries - Utilities Assistance	03T	LMC	\$10,000.00
					03T	Matrix Code	\$10,000.00
2019	21	1605	6410951	Volunteers in Service to the Elderly - Hot Meals	05A	LMC	\$20,000.00
					05A	Matrix Code	\$20,000.00
2018	18	1568	6357107	Sunrise Community of Polk County	05B	LMC	\$3,391.00
					05B	Matrix Code	\$3,391.00
2019	9	1593	6428962	Simpson Park Summer Recreation Program	05D	LMC	\$6,050.00
2019	10	1594	6399030	Coleman Bush Summer Tutoring	05D	LMC	\$1,036.16
2019	10	1594	6410951	Coleman Bush Summer Tutoring	05D	LMC	\$2,072.32
2019	11	1595	6335236	Coleman Bush Building Fall Tutoring	05D	LMC	\$2,512.50
2019	11	1595	6357959	Coleman Bush Building Fall Tutoring	05D	LMC	\$975.00
2019	11	1595	6365815	Coleman Bush Building Fall Tutoring	05D	LMC	\$2,428.50
2019	11	1595	6372258	Coleman Bush Building Fall Tutoring	05D	LMC	\$1,311.39
2019	11	1595	6415451	Coleman Bush Building Fall Tutoring	05D	LMC	\$582.84
2019	11	1595	6428962	Coleman Bush Building Fall Tutoring	05D	LMC	\$1,165.68
2019	12	1596	6335236	Coleman Bush After School Youth Programs	05D	LMC	\$250.00
2019	12	1596	6345198	Coleman Bush After School Youth Programs	05D	LMC	\$75.00
2019	12	1596	6357959	Coleman Bush After School Youth Programs	05D	LMC	\$150.00
2019	12	1596	6365815	Coleman Bush After School Youth Programs	05D	LMC	\$777.00
2019	12	1596	6372258	Coleman Bush After School Youth Programs	05D	LMC	\$249.00
2019	12	1596	6428962	Coleman Bush After School Youth Programs	05D	LMC	\$50.00
2019	13	1597	6335236	Simpson Park Art Classes	05D	LMC	\$400.00
2019	13	1597	6345198	Simpson Park Art Classes	05D	LMC	\$440.00
2019	13	1597	6365815	Simpson Park Art Classes	05D	LMC	\$600.00
2019	13	1597	6372258	Simpson Park Art Classes	05D	LMC	\$240.00
2019	13	1597	6410951	Simpson Park Art Classes	05D	LMC	\$375.64
2019	13	1597	6415451	Simpson Park Art Classes	05D	LMC	\$80.00
2019	13	1597	6428962	Simpson Park Art Classes	05D	LMC	\$568.48
2019	14	1598	6335236	Simpson Park Dance Lesson	05D	LMC	\$280.00
2019	14	1598	6345198	Simpson Park Dance Lesson	05D	LMC	\$540.00
2019	14	1598	6365815	Simpson Park Dance Lesson	05D	LMC	\$460.00
2019	14	1598	6372258	Simpson Park Dance Lesson	05D	LMC	\$120.00
2019	14	1598	6410951	Simpson Park Dance Lesson	05D	LMC	\$41.86
2019	14	1598	6415451	Simpson Park Dance Lesson	05D	LMC	\$60.00
2019	14	1598	6428962	Simpson Park Dance Lesson	05D	LMC	\$240.00

2019	16	1600	6428962	Boys and Girls Club Summer and After School Programs	05D	LMC	\$10,000.00
					05D	Matrix Code	\$34,131.37
2019	17	1601	6357107	Lakeland Volunteers in Medicine - Health Care Office Visits	05M	LMC	\$6,665.00
2019	17	1601	6381987	Lakeland Volunteers in Medicine - Health Care Office Visits	05M	LMC	\$13,335.00
					05M	Matrix Code	\$20,000.00
2019	18	1602	6372258	Peace River Center for Personal Development, Inc -	05O	LMC	\$7,986.00
					05O	Matrix Code	\$7,986.00
2019	20	1604	6415451	The Salvation Army Rapid Re-Housing	05Z	LMC	\$3,990.00
2019	20	1604	6428962	The Salvation Army Rapid Re-Housing	05Z	LMC	\$6,010.00
2019	22	1606	6428962	Wilson House, Inc	05Z	LMC	\$10,000.00
					05Z	Matrix Code	\$20,000.00
Total							\$115,508.37

LINE 37 DETAIL: ACTIVITIES INCLUDED IN THE COMPUTATION OF LINE 37

Plan Year	IDIS Project	IDIS Activity	voucher Number	Activity Name	matrix Code	National Objective	Drawn Amount
2019	7	1592	6335119	General Program Administration CDBG	21A		\$5,203.98
2019	7	1592	6335236	General Program Administration CDBG	21A		\$14,460.85
2019	7	1592	6345198	General Program Administration CDBG	21A		\$11,630.06
2019	7	1592	6357107	General Program Administration CDBG	21A		\$11,646.26
2019	7	1592	6365815	General Program Administration CDBG	21A		\$10,468.06
2019	7	1592	6372258	General Program Administration CDBG	21A		\$10,468.20
2019	7	1592	6381987	General Program Administration CDBG	21A		\$9,066.22
2019	7	1592	6390837	General Program Administration CDBG	21A		\$14,317.41
2019	7	1592	6399030	General Program Administration CDBG	21A		\$9,856.33
2019	7	1592	6410951	General Program Administration CDBG	21A		\$14,209.70
2019	7	1592	6415451	General Program Administration CDBG	21A		\$10,419.95
2019	7	1592	6428962	General Program Administration CDBG	21A		\$16,519.97
					21A	Matrix Code	\$138,266.99
Total							\$138,266.99

RECONCILIATION OF FUNDS

D. Reconciliation of Line (s) of credit (LOC) and cash balances to unexpended balance of CDBG funds shown on GPR

Complete the following worksheet and submit with the attachment:

Unexpended balance shown on GPR (line 16 of PR 26)	<u>\$ 593,269.65</u>
---	----------------------

Reconciliation: (For the items listed below, use amounts recorded as of close-of-business on the last day of this GPR reporting period.)

ADD:

LOC balance (s)	<u>\$739,880.70</u>
Cash on Hand:	
Grantee Program Amount	\$ <u>0</u>
Sub-recipients Program Accounts	\$ <u>0</u>
Revolving Fund Cash Balances	\$ <u>0</u>
Section 108 cash balances	\$ <u>0</u>

Subtract:

Grantee CDBG Program Liabilities (Include any reimbursements due to the Grantee from programs funds) -	\$ <u>0</u>
Sub-recipient CDBG Program Liabilities (Same instructions as above)	\$ <u>0</u>

Total Reconciling Balance:	<u>\$ 739,880.70</u>
----------------------------	----------------------

Unreconciled Difference (between total reconciling Balance and unexpended balance): (Explain below)	<u>\$ (146,611.05)</u>
--	------------------------

*When grantees or sub-recipients operate their programs on reimbursement basis, any amounts due to the grantees or sub-recipients should be included in the Program Liabilities.

E. Calculation of Balance of un-programmed funds

Amount of funds available during the reporting period (line 8 of PR 26)	<u>\$1,988,447.46</u>
--	-----------------------

Add: Income expected but not yet realized**	\$ <u>0</u>
---	-------------

Subtotal	<u>\$ 1,988,447.46</u>
----------	------------------------

Less: Total budgeted amount On HUD-4949.2/2a	<u>\$(1,926,357.84)</u>
---	-------------------------

Un-programmed Balance	<u>\$ 62,089.62</u>
-----------------------	---------------------

*This amount should reflect any income considered as a resource in the final statement (and any amendments) for the period covered by this report, as well as that identified in prior final statements (including amendments), that was expected to be received as of the end of the reporting period but had not yet been received, e.g. program income.



U.S. Department of Housing and Urban Development
 Office of Community Planning and Development
 Integrated Disbursement and Information System
 Status of HOME Grants
 LAKELAND

DATE: 12-03-20
 TIME: 16:14
 PAGE: 1

IDIS - PR27

Commitments from Authorized Funds

Fiscal Year	Total Authorization	Admin/CHDO OP Authorization	CR/CL/CC – Amount Committed to CHDOS	% CHDO Cmtd	SU Funds-Subgrants to Other Entities	EN Funds-PJ Committed to Activities	Total Authorized Commitments	% of Auth Cmtd
1995	\$382,000.00	\$49,100.00	\$57,300.00	15.0%	\$0.00	\$275,600.00	\$382,000.00	100.0%
1996	\$379,000.00	\$48,950.00	\$60,000.00	15.8%	\$0.00	\$270,050.00	\$379,000.00	100.0%
1997	\$369,000.00	\$48,450.00	\$55,350.00	15.0%	\$0.00	\$265,200.00	\$369,000.00	100.0%
1998	\$393,000.00	\$44,650.00	\$58,950.00	15.0%	\$0.00	\$289,400.00	\$393,000.00	100.0%
1999	\$425,000.00	\$46,250.00	\$63,750.00	15.0%	\$0.00	\$315,000.00	\$425,000.00	100.0%
2000	\$424,000.00	\$45,400.00	\$63,600.00	15.0%	\$0.00	\$315,000.00	\$424,000.00	100.0%
2001	\$472,000.00	\$55,300.00	\$70,800.00	15.0%	\$0.00	\$345,900.00	\$472,000.00	100.0%
2002	\$470,000.00	\$58,750.00	\$70,500.00	15.0%	\$0.00	\$340,750.00	\$470,000.00	100.0%
2003	\$470,922.55	\$41,773.00	\$70,638.00	14.9%	\$0.00	\$358,511.55	\$470,922.55	100.0%
2004	\$479,330.00	\$59,885.00	\$71,900.00	15.0%	\$0.00	\$347,545.00	\$479,330.00	100.0%
2005	\$466,360.00	\$64,696.69	\$69,954.00	15.0%	\$0.00	\$331,709.31	\$466,360.00	100.0%
2006	\$438,386.00	\$50,289.64	\$65,758.00	15.0%	\$0.00	\$322,338.36	\$438,386.00	100.0%
2007	\$436,671.00	\$43,667.10	\$76,417.65	17.5%	\$0.00	\$316,586.25	\$436,671.00	100.0%
2008	\$421,062.00	\$42,106.20	\$76,000.00	18.0%	\$0.00	\$302,955.80	\$421,062.00	100.0%
2009	\$474,806.00	\$47,480.60	\$83,220.00	17.5%	\$0.00	\$344,105.40	\$474,806.00	100.0%
2010	\$472,097.00	\$47,209.70	\$83,091.00	17.6%	\$0.00	\$341,796.30	\$472,097.00	100.0%
2011	\$417,336.00	\$41,733.60	\$73,538.00	17.6%	\$0.00	\$302,064.40	\$417,336.00	100.0%
2012	\$313,425.00	\$31,342.50	\$47,013.75	15.0%	\$0.00	\$235,068.75	\$313,425.00	100.0%
2013	\$295,047.00	\$29,504.70	\$44,257.05	15.0%	\$0.00	\$221,285.25	\$295,047.00	100.0%
2014	\$325,616.00	\$32,561.60	\$51,640.00	15.8%	\$0.00	\$241,414.40	\$325,616.00	100.0%
2015	\$300,988.00	\$30,098.80	\$55,551.80	18.4%	\$0.00	\$215,337.40	\$300,988.00	100.0%
2016	\$316,783.00	\$31,678.30	\$64,327.70	20.3%	\$0.00	\$220,777.00	\$316,783.00	100.0%
2017	\$311,545.00	\$31,154.50	\$104,522.00	33.5%	\$0.00	\$175,868.50	\$311,545.00	100.0%
2018	\$419,174.00	\$41,917.40	\$62,876.10	15.0%	\$0.00	\$97,257.96	\$202,051.46	48.2%
2019	\$362,966.00	\$36,296.60	\$0.00	0.0%	\$0.00	\$0.00	\$36,296.60	9.9%
Total	\$10,036,514.55	\$1,100,245.93	\$1,600,955.05	15.9%	\$0.00	\$6,791,521.63	\$9,492,722.61	94.5%



U.S. Department of Housing and Urban Development
 Office of Community Planning and Development
 Integrated Disbursement and Information System
 Status of HOME Grants
 LAKELAND

DATE: 12-03-20
 TIME: 16:14
 PAGE: 2

IDIS - PR27

Program Income (PI)

Program Year	Total Receipts	Amount Suballocated to PA	Amount Committed to Activities	% Committed	Net Disbursed	Disbursed Pending Approval	Total Disbursed	% Disbursed
1995	\$0.00	N/A	\$0.00	0.0%	\$0.00	\$0.00	\$0.00	0.0%
1996	\$8,066.63	N/A	\$8,066.63	100.0%	\$8,066.63	\$0.00	\$8,066.63	100.0%
1997	\$4,745.44	N/A	\$4,745.44	100.0%	\$4,745.44	\$0.00	\$4,745.44	100.0%
1998	\$0.00	N/A	\$0.00	0.0%	\$0.00	\$0.00	\$0.00	0.0%
1999	\$19,489.77	N/A	\$19,489.77	100.0%	\$19,489.77	\$0.00	\$19,489.77	100.0%
2000	\$12,973.81	N/A	\$12,973.81	100.0%	\$12,973.81	\$0.00	\$12,973.81	100.0%
2001	\$20,842.65	N/A	\$20,842.65	100.0%	\$20,842.65	\$0.00	\$20,842.65	100.0%
2002	\$39,863.84	N/A	\$39,863.84	100.0%	\$39,863.84	\$0.00	\$39,863.84	100.0%
2003	\$77,593.16	N/A	\$77,593.16	100.0%	\$77,593.16	\$0.00	\$77,593.16	100.0%
2004	\$54,877.88	N/A	\$54,877.88	100.0%	\$54,877.88	\$0.00	\$54,877.88	100.0%
2005	\$106,376.18	N/A	\$106,376.18	100.0%	\$106,376.18	\$0.00	\$106,376.18	100.0%
2006	\$97,640.39	N/A	\$97,640.39	100.0%	\$97,640.39	\$0.00	\$97,640.39	100.0%
2007	\$97,567.11	N/A	\$97,567.11	100.0%	\$97,567.11	\$0.00	\$97,567.11	100.0%
2008	\$33,492.24	N/A	\$33,492.24	100.0%	\$33,492.24	\$0.00	\$33,492.24	100.0%
2009	\$3,550.00	N/A	\$3,550.00	100.0%	\$3,550.00	\$0.00	\$3,550.00	100.0%
2010	\$14,181.12	N/A	\$14,181.12	100.0%	\$14,181.12	\$0.00	\$14,181.12	100.0%
2011	\$34,570.33	N/A	\$34,570.33	100.0%	\$34,570.33	\$0.00	\$34,570.33	100.0%
2012	\$6,216.94	\$0.00	\$6,216.94	100.0%	\$6,216.94	\$0.00	\$6,216.94	100.0%
2013	\$9,264.13	\$0.00	\$9,264.13	100.0%	\$9,264.13	\$0.00	\$9,264.13	100.0%
2014	\$12,516.59	\$0.00	\$12,516.59	100.0%	\$12,516.59	\$0.00	\$12,516.59	100.0%
2015	\$13,028.24	\$0.00	\$13,028.24	100.0%	\$13,028.24	\$0.00	\$13,028.24	100.0%
2016	\$47,982.60	\$0.00	\$47,982.60	100.0%	\$47,982.60	\$0.00	\$47,982.60	100.0%
2017	\$37,997.00	\$0.00	\$37,997.00	100.0%	\$37,997.00	\$0.00	\$37,997.00	100.0%
2018	\$900.00	\$0.00	\$900.00	100.0%	\$900.00	\$0.00	\$900.00	100.0%
2019	\$73,848.63	\$0.00	\$73,848.63	100.0%	\$73,848.63	\$0.00	\$73,848.63	100.0%
Total	\$827,584.68	\$0.00	\$827,584.68	100.0%	\$827,584.68	\$0.00	\$827,584.68	100.0%



U.S. Department of Housing and Urban Development
 Office of Community Planning and Development
 Integrated Disbursement and Information System
 Status of HOME Grants
 LAKELAND

DATE: 12-03-20
 TIME: 16:14
 PAGE: 3

IDIS - PR27

Program Income for Administration (PA)

Program Year	Authorized Amount	Amount Committed to Activities	% Committed	Net Disbursed	Disbursed Pending Approval	Total Disbursed	% Disbursed
2012	\$0.00	\$0.00	0.0%	\$0.00	\$0.00	\$0.00	0.0%
2013	\$0.00	\$0.00	0.0%	\$0.00	\$0.00	\$0.00	0.0%
2014	\$0.00	\$0.00	0.0%	\$0.00	\$0.00	\$0.00	0.0%
2015	\$0.00	\$0.00	0.0%	\$0.00	\$0.00	\$0.00	0.0%
2016	\$0.00	\$0.00	0.0%	\$0.00	\$0.00	\$0.00	0.0%
2017	\$0.00	\$0.00	0.0%	\$0.00	\$0.00	\$0.00	0.0%
2018	\$0.00	\$0.00	0.0%	\$0.00	\$0.00	\$0.00	0.0%
2019	\$0.00	\$0.00	0.0%	\$0.00	\$0.00	\$0.00	0.0%
Total	\$0.00	\$0.00	0.0%	\$0.00	\$0.00	\$0.00	0.0%



U.S. Department of Housing and Urban Development
Office of Community Planning and Development
Integrated Disbursement and Information System
Status of HOME Grants
LAKELAND

DATE: 12-03-20
TIME: 16:14
PAGE: 4

IDIS - PR27

Recaptured Homebuyer Funds (HP)

Program Year	Total Receipts	Amount Committed to Activities	% Committed	Net Disbursed	Disbursed Pending Approval	Total Disbursed	% Disbursed
2015	\$0.00	\$0.00	0.0%	\$0.00	\$0.00	\$0.00	0.0%
2016	\$0.00	\$0.00	0.0%	\$0.00	\$0.00	\$0.00	0.0%
2017	\$0.00	\$0.00	0.0%	\$0.00	\$0.00	\$0.00	0.0%
2018	\$0.00	\$0.00	0.0%	\$0.00	\$0.00	\$0.00	0.0%
2019	\$0.00	\$0.00	0.0%	\$0.00	\$0.00	\$0.00	0.0%
Total	\$0.00	\$0.00	0.0%	\$0.00	\$0.00	\$0.00	0.0%



U.S. Department of Housing and Urban Development
 Office of Community Planning and Development
 Integrated Disbursement and Information System
 Status of HOME Grants
 LAKELAND

DATE: 12-03-20
 TIME: 16:14
 PAGE: 5

IDIS - PR27

Repayments to Local Account (IU)

Program Year	Total Receipts	Amount Committed to Activities	% Committed	Net Disbursed	Disbursed Pending Approval	Total Disbursed	% Disbursed
2015	\$0.00	\$0.00	0.0%	\$0.00	\$0.00	\$0.00	0.0%
2016	\$0.00	\$0.00	0.0%	\$0.00	\$0.00	\$0.00	0.0%
2017	\$0.00	\$0.00	0.0%	\$0.00	\$0.00	\$0.00	0.0%
2018	\$0.00	\$0.00	0.0%	\$0.00	\$0.00	\$0.00	0.0%
2019	\$0.00	\$0.00	0.0%	\$0.00	\$0.00	\$0.00	0.0%
Total	\$0.00	\$0.00	0.0%	\$0.00	\$0.00	\$0.00	0.0%



U.S. Department of Housing and Urban Development
 Office of Community Planning and Development
 Integrated Disbursement and Information System
 Status of HOME Grants
 LAKELAND

DATE: 12-03-20
 TIME: 16:14
 PAGE: 6

IDIS - PR27

Disbursements from Treasury Account

Fiscal Year	Total Authorization	Disbursed	Returned	Net Disbursed	Disbursed Pending Approval	Total Disbursed	% Disb	Available to Disburse
1995	\$382,000.00	\$382,000.00	\$0.00	\$382,000.00	\$0.00	\$382,000.00	100.0%	\$0.00
1996	\$379,000.00	\$379,000.00	\$0.00	\$379,000.00	\$0.00	\$379,000.00	100.0%	\$0.00
1997	\$369,000.00	\$369,000.00	\$0.00	\$369,000.00	\$0.00	\$369,000.00	100.0%	\$0.00
1998	\$393,000.00	\$393,000.00	\$0.00	\$393,000.00	\$0.00	\$393,000.00	100.0%	\$0.00
1999	\$425,000.00	\$425,000.00	\$0.00	\$425,000.00	\$0.00	\$425,000.00	100.0%	\$0.00
2000	\$424,000.00	\$424,000.00	\$0.00	\$424,000.00	\$0.00	\$424,000.00	100.0%	\$0.00
2001	\$472,000.00	\$472,000.00	\$0.00	\$472,000.00	\$0.00	\$472,000.00	100.0%	\$0.00
2002	\$470,000.00	\$470,000.00	\$0.00	\$470,000.00	\$0.00	\$470,000.00	100.0%	\$0.00
2003	\$470,922.55	\$470,922.55	\$0.00	\$470,922.55	\$0.00	\$470,922.55	100.0%	\$0.00
2004	\$479,330.00	\$479,330.00	\$0.00	\$479,330.00	\$0.00	\$479,330.00	100.0%	\$0.00
2005	\$466,360.00	\$466,360.00	\$0.00	\$466,360.00	\$0.00	\$466,360.00	100.0%	\$0.00
2006	\$438,386.00	\$438,386.00	\$0.00	\$438,386.00	\$0.00	\$438,386.00	100.0%	\$0.00
2007	\$436,671.00	\$436,671.00	\$0.00	\$436,671.00	\$0.00	\$436,671.00	100.0%	\$0.00
2008	\$421,062.00	\$421,062.00	\$0.00	\$421,062.00	\$0.00	\$421,062.00	100.0%	\$0.00
2009	\$474,806.00	\$474,806.00	\$0.00	\$474,806.00	\$0.00	\$474,806.00	100.0%	\$0.00
2010	\$472,097.00	\$472,097.00	\$0.00	\$472,097.00	\$0.00	\$472,097.00	100.0%	\$0.00
2011	\$417,336.00	\$417,336.00	\$0.00	\$417,336.00	\$0.00	\$417,336.00	100.0%	\$0.00
2012	\$313,425.00	\$313,425.00	\$0.00	\$313,425.00	\$0.00	\$313,425.00	100.0%	\$0.00
2013	\$295,047.00	\$295,047.00	\$0.00	\$295,047.00	\$0.00	\$295,047.00	100.0%	\$0.00
2014	\$325,616.00	\$325,616.00	\$0.00	\$325,616.00	\$0.00	\$325,616.00	100.0%	\$0.00
2015	\$300,988.00	\$300,988.00	\$0.00	\$300,988.00	\$0.00	\$300,988.00	100.0%	\$0.00
2016	\$316,783.00	\$316,783.00	\$0.00	\$316,783.00	\$0.00	\$316,783.00	100.0%	\$0.00
2017	\$311,545.00	\$287,846.35	\$0.00	\$287,846.35	\$0.00	\$287,846.35	92.3%	\$23,698.65
2018	\$419,174.00	\$133,650.26	\$0.00	\$133,650.26	\$0.00	\$133,650.26	31.8%	\$285,523.74
2019	\$362,966.00	\$1,399.83	\$0.00	\$1,399.83	\$0.00	\$1,399.83	0.3%	\$361,566.17
Total	\$10,036,514.55	\$9,365,725.99	\$0.00	\$9,365,725.99	\$0.00	\$9,365,725.99	93.3%	\$670,788.56



U.S. Department of Housing and Urban Development
 Office of Community Planning and Development
 Integrated Disbursement and Information System
 Status of HOME Grants
 LAKELAND

DATE: 12-03-20
 TIME: 16:14
 PAGE: 7

IDIS - PR27

Home Activities Commitments/Disbursements from Treasury Account

Fiscal Year	Authorized for Activities	Amount Committed to Activities	% Cmtd	Disbursed	Returned	Net Disbursed	% Net Disb	Disbursed Pending Approval	Total Disbursed	% Disb
1995	\$332,900.00	\$332,900.00	100.0%	\$332,900.00	\$0.00	\$332,900.00	100.0%	\$0.00	\$332,900.00	100.0%
1996	\$330,050.00	\$330,050.00	100.0%	\$330,050.00	\$0.00	\$330,050.00	100.0%	\$0.00	\$330,050.00	100.0%
1997	\$320,550.00	\$320,550.00	100.0%	\$320,550.00	\$0.00	\$320,550.00	100.0%	\$0.00	\$320,550.00	100.0%
1998	\$348,350.00	\$348,350.00	100.0%	\$348,350.00	\$0.00	\$348,350.00	100.0%	\$0.00	\$348,350.00	100.0%
1999	\$378,750.00	\$378,750.00	100.0%	\$378,750.00	\$0.00	\$378,750.00	100.0%	\$0.00	\$378,750.00	100.0%
2000	\$378,600.00	\$378,600.00	100.0%	\$378,600.00	\$0.00	\$378,600.00	100.0%	\$0.00	\$378,600.00	100.0%
2001	\$416,700.00	\$416,700.00	100.0%	\$416,700.00	\$0.00	\$416,700.00	100.0%	\$0.00	\$416,700.00	100.0%
2002	\$411,250.00	\$411,250.00	100.0%	\$411,250.00	\$0.00	\$411,250.00	100.0%	\$0.00	\$411,250.00	100.0%
2003	\$429,149.55	\$429,149.55	100.0%	\$429,149.55	\$0.00	\$429,149.55	100.0%	\$0.00	\$429,149.55	100.0%
2004	\$419,445.00	\$419,445.00	100.0%	\$419,445.00	\$0.00	\$419,445.00	100.0%	\$0.00	\$419,445.00	100.0%
2005	\$401,663.31	\$401,663.31	100.0%	\$401,663.31	\$0.00	\$401,663.31	100.0%	\$0.00	\$401,663.31	100.0%
2006	\$388,096.36	\$388,096.36	100.0%	\$388,096.36	\$0.00	\$388,096.36	100.0%	\$0.00	\$388,096.36	100.0%
2007	\$393,003.90	\$393,003.90	100.0%	\$393,003.90	\$0.00	\$393,003.90	100.0%	\$0.00	\$393,003.90	100.0%
2008	\$378,955.80	\$378,955.80	100.0%	\$378,955.80	\$0.00	\$378,955.80	100.0%	\$0.00	\$378,955.80	100.0%
2009	\$427,325.40	\$427,325.40	100.0%	\$427,325.40	\$0.00	\$427,325.40	100.0%	\$0.00	\$427,325.40	100.0%
2010	\$424,887.30	\$424,887.30	100.0%	\$424,887.30	\$0.00	\$424,887.30	100.0%	\$0.00	\$424,887.30	100.0%
2011	\$375,602.40	\$375,602.40	100.0%	\$375,602.40	\$0.00	\$375,602.40	100.0%	\$0.00	\$375,602.40	100.0%
2012	\$282,082.50	\$282,082.50	100.0%	\$282,082.50	\$0.00	\$282,082.50	100.0%	\$0.00	\$282,082.50	100.0%
2013	\$265,542.30	\$265,542.30	100.0%	\$265,542.30	\$0.00	\$265,542.30	100.0%	\$0.00	\$265,542.30	100.0%
2014	\$293,054.40	\$293,054.40	100.0%	\$293,054.40	\$0.00	\$293,054.40	100.0%	\$0.00	\$293,054.40	100.0%
2015	\$270,889.20	\$270,889.20	100.0%	\$270,889.20	\$0.00	\$270,889.20	100.0%	\$0.00	\$270,889.20	100.0%
2016	\$285,104.70	\$285,104.70	100.0%	\$285,104.70	\$0.00	\$285,104.70	100.0%	\$0.00	\$285,104.70	100.0%
2017	\$280,390.50	\$280,390.50	100.0%	\$256,691.85	\$0.00	\$256,691.85	91.5%	\$0.00	\$256,691.85	91.5%
2018	\$377,256.60	\$160,134.06	42.4%	\$94,041.27	\$0.00	\$94,041.27	24.9%	\$0.00	\$94,041.27	24.9%
2019	\$326,669.40	\$0.00	0.0%	\$0.00	\$0.00	\$0.00	0.0%	\$0.00	\$0.00	0.0%
Total	\$8,936,268.62	\$8,392,476.68	93.9%	\$8,302,685.24	\$0.00	\$8,302,685.24	92.9%	\$0.00	\$8,302,685.24	92.9%



U.S. Department of Housing and Urban Development
 Office of Community Planning and Development
 Integrated Disbursement and Information System
 Status of HOME Grants
 LAKELAND

DATE: 12-03-20
 TIME: 16:14
 PAGE: 8

IDIS - PR27

Administrative Funds (AD)

Fiscal Year	Authorized Amount	Amount Committed	% Auth Cmtd	Balance to Commit	Total Disbursed	% Auth Disb	Available to Disburse
1995	\$30,000.00	\$30,000.00	100.0%	\$0.00	\$30,000.00	100.0%	\$0.00
1996	\$30,000.00	\$30,000.00	100.0%	\$0.00	\$30,000.00	100.0%	\$0.00
1997	\$30,000.00	\$30,000.00	100.0%	\$0.00	\$30,000.00	100.0%	\$0.00
1998	\$25,000.00	\$25,000.00	100.0%	\$0.00	\$25,000.00	100.0%	\$0.00
1999	\$25,000.00	\$25,000.00	100.0%	\$0.00	\$25,000.00	100.0%	\$0.00
2000	\$24,200.00	\$24,200.00	100.0%	\$0.00	\$24,200.00	100.0%	\$0.00
2001	\$31,700.00	\$31,700.00	100.0%	\$0.00	\$31,700.00	100.0%	\$0.00
2002	\$47,000.00	\$47,000.00	100.0%	\$0.00	\$47,000.00	100.0%	\$0.00
2003	\$30,000.00	\$30,000.00	100.0%	\$0.00	\$30,000.00	100.0%	\$0.00
2004	\$47,900.00	\$47,900.00	100.0%	\$0.00	\$47,900.00	100.0%	\$0.00
2005	\$57,273.61	\$57,273.61	100.0%	\$0.00	\$57,273.61	100.0%	\$0.00
2006	\$50,289.64	\$50,289.64	100.0%	\$0.00	\$50,289.64	100.0%	\$0.00
2007	\$43,667.10	\$43,667.10	100.0%	\$0.00	\$43,667.10	100.0%	\$0.00
2008	\$42,106.20	\$42,106.20	100.0%	\$0.00	\$42,106.20	100.0%	\$0.00
2009	\$47,480.60	\$47,480.60	100.0%	\$0.00	\$47,480.60	100.0%	\$0.00
2010	\$47,209.70	\$47,209.70	100.0%	\$0.00	\$47,209.70	100.0%	\$0.00
2011	\$41,733.60	\$41,733.60	100.0%	\$0.00	\$41,733.60	100.0%	\$0.00
2012	\$31,342.50	\$31,342.50	100.0%	\$0.00	\$31,342.50	100.0%	\$0.00
2013	\$29,504.70	\$29,504.70	100.0%	\$0.00	\$29,504.70	100.0%	\$0.00
2014	\$32,561.60	\$32,561.60	100.0%	\$0.00	\$32,561.60	100.0%	\$0.00
2015	\$30,098.80	\$30,098.80	100.0%	\$0.00	\$30,098.80	100.0%	\$0.00
2016	\$31,678.30	\$31,678.30	100.0%	\$0.00	\$31,678.30	100.0%	\$0.00
2017	\$31,154.50	\$31,154.50	100.0%	\$0.00	\$31,154.50	100.0%	\$0.00
2018	\$41,917.40	\$41,917.40	100.0%	\$0.00	\$39,608.99	94.4%	\$2,308.41
2019	\$36,296.60	\$12,135.35	33.4%	\$24,161.25	\$1,399.83	3.8%	\$34,896.77
Total	\$915,114.85	\$890,953.60	97.3%	\$24,161.25	\$877,909.67	95.9%	\$37,205.18



U.S. Department of Housing and Urban Development
 Office of Community Planning and Development
 Integrated Disbursement and Information System
 Status of HOME Grants
 LAKELAND

DATE: 12-03-20
 TIME: 16:14
 PAGE: 9

IDIS - PR27

CHDO Operating Funds (CO)

Fiscal Year	Authorized Amount	Amount Committed	% Auth Cmtd	Balance to Commit	Total Disbursed	% Auth Disb	Available to Disburse
1995	\$19,100.00	\$19,100.00	100.0%	\$0.00	\$19,100.00	100.0%	\$0.00
1996	\$18,950.00	\$18,950.00	100.0%	\$0.00	\$18,950.00	100.0%	\$0.00
1997	\$18,450.00	\$18,450.00	100.0%	\$0.00	\$18,450.00	100.0%	\$0.00
1998	\$19,650.00	\$19,650.00	100.0%	\$0.00	\$19,650.00	100.0%	\$0.00
1999	\$21,250.00	\$21,250.00	100.0%	\$0.00	\$21,250.00	100.0%	\$0.00
2000	\$21,200.00	\$21,200.00	100.0%	\$0.00	\$21,200.00	100.0%	\$0.00
2001	\$23,600.00	\$23,600.00	100.0%	\$0.00	\$23,600.00	100.0%	\$0.00
2002	\$11,750.00	\$11,750.00	100.0%	\$0.00	\$11,750.00	100.0%	\$0.00
2003	\$11,773.00	\$11,773.00	100.0%	\$0.00	\$11,773.00	100.0%	\$0.00
2004	\$11,985.00	\$11,985.00	100.0%	\$0.00	\$11,985.00	100.0%	\$0.00
2005	\$7,423.08	\$7,423.08	100.0%	\$0.00	\$7,423.08	100.0%	\$0.00
2006	\$0.00	\$0.00	0.0%	\$0.00	\$0.00	0.0%	\$0.00
2007	\$0.00	\$0.00	0.0%	\$0.00	\$0.00	0.0%	\$0.00
2008	\$0.00	\$0.00	0.0%	\$0.00	\$0.00	0.0%	\$0.00
2009	\$0.00	\$0.00	0.0%	\$0.00	\$0.00	0.0%	\$0.00
2010	\$0.00	\$0.00	0.0%	\$0.00	\$0.00	0.0%	\$0.00
2011	\$0.00	\$0.00	0.0%	\$0.00	\$0.00	0.0%	\$0.00
2012	\$0.00	\$0.00	0.0%	\$0.00	\$0.00	0.0%	\$0.00
2013	\$0.00	\$0.00	0.0%	\$0.00	\$0.00	0.0%	\$0.00
2014	\$0.00	\$0.00	0.0%	\$0.00	\$0.00	0.0%	\$0.00
2015	\$0.00	\$0.00	0.0%	\$0.00	\$0.00	0.0%	\$0.00
2016	\$0.00	\$0.00	0.0%	\$0.00	\$0.00	0.0%	\$0.00
2017	\$0.00	\$0.00	0.0%	\$0.00	\$0.00	0.0%	\$0.00
2018	\$0.00	\$0.00	0.0%	\$0.00	\$0.00	0.0%	\$0.00
2019	\$0.00	\$0.00	0.0%	\$0.00	\$0.00	0.0%	\$0.00
Total	\$185,131.08	\$185,131.08	100.0%	\$0.00	\$185,131.08	100.0%	\$0.00



U.S. Department of Housing and Urban Development
 Office of Community Planning and Development
 Integrated Disbursement and Information System
 Status of HOME Grants
 LAKELAND

DATE: 12-03-20
 TIME: 16:14
 PAGE: 10

IDIS - PR27

CHDO Funds (CR)

Fiscal Year	CHDO Requirement	Authorized Amount	Amount Suballocated to CL/CC	Amount Subgranted to CHDOS	Balance to Subgrant	Funds Committed to Activities	% Subg Cmtd	Balance to Commit	Total Disbursed	% Subg Disb	Available to Disburse
1995	\$57,300.00	\$57,300.00	\$0.00	\$57,300.00	\$0.00	\$57,300.00	100.0%	\$0.00	\$57,300.00	100.0%	\$0.00
1996	\$56,850.00	\$60,000.00	\$0.00	\$60,000.00	\$0.00	\$60,000.00	100.0%	\$0.00	\$60,000.00	100.0%	\$0.00
1997	\$55,350.00	\$55,350.00	\$0.00	\$55,350.00	\$0.00	\$55,350.00	100.0%	\$0.00	\$55,350.00	100.0%	\$0.00
1998	\$58,950.00	\$58,950.00	\$0.00	\$58,950.00	\$0.00	\$58,950.00	100.0%	\$0.00	\$58,950.00	100.0%	\$0.00
1999	\$63,750.00	\$63,750.00	\$0.00	\$63,750.00	\$0.00	\$63,750.00	100.0%	\$0.00	\$63,750.00	100.0%	\$0.00
2000	\$63,600.00	\$63,600.00	\$0.00	\$63,600.00	\$0.00	\$63,600.00	100.0%	\$0.00	\$63,600.00	100.0%	\$0.00
2001	\$70,800.00	\$70,800.00	\$0.00	\$70,800.00	\$0.00	\$70,800.00	100.0%	\$0.00	\$70,800.00	100.0%	\$0.00
2002	\$70,500.00	\$70,500.00	\$0.00	\$70,500.00	\$0.00	\$70,500.00	100.0%	\$0.00	\$70,500.00	100.0%	\$0.00
2003	\$70,638.45	\$70,638.00	\$0.00	\$70,638.00	\$0.00	\$70,638.00	100.0%	\$0.00	\$70,638.00	100.0%	\$0.00
2004	\$71,899.50	\$71,900.00	\$0.00	\$71,900.00	\$0.00	\$71,900.00	100.0%	\$0.00	\$71,900.00	100.0%	\$0.00
2005	\$69,954.00	\$69,954.00	\$0.00	\$69,954.00	\$0.00	\$69,954.00	100.0%	\$0.00	\$69,954.00	100.0%	\$0.00
2006	\$65,757.90	\$65,758.00	\$0.00	\$65,758.00	\$0.00	\$65,758.00	100.0%	\$0.00	\$65,758.00	100.0%	\$0.00
2007	\$65,500.65	\$76,417.65	\$0.00	\$76,417.65	\$0.00	\$76,417.65	100.0%	\$0.00	\$76,417.65	100.0%	\$0.00
2008	\$63,159.30	\$76,000.00	\$0.00	\$76,000.00	\$0.00	\$76,000.00	100.0%	\$0.00	\$76,000.00	100.0%	\$0.00
2009	\$71,220.90	\$83,220.00	\$0.00	\$83,220.00	\$0.00	\$83,220.00	100.0%	\$0.00	\$83,220.00	100.0%	\$0.00
2010	\$70,814.55	\$83,091.00	\$0.00	\$83,091.00	\$0.00	\$83,091.00	100.0%	\$0.00	\$83,091.00	100.0%	\$0.00
2011	\$62,600.40	\$73,538.00	\$0.00	\$73,538.00	\$0.00	\$73,538.00	100.0%	\$0.00	\$73,538.00	100.0%	\$0.00
2012	\$47,013.75	\$47,013.75	\$0.00	\$47,013.75	\$0.00	\$47,013.75	100.0%	\$0.00	\$47,013.75	100.0%	\$0.00
2013	\$44,257.05	\$44,257.05	\$0.00	\$44,257.05	\$0.00	\$44,257.05	100.0%	\$0.00	\$44,257.05	100.0%	\$0.00
2014	\$48,842.40	\$51,640.00	\$0.00	\$51,640.00	\$0.00	\$51,640.00	100.0%	\$0.00	\$51,640.00	100.0%	\$0.00
2015	\$45,148.20	\$55,551.80	\$0.00	\$55,551.80	\$0.00	\$55,551.80	100.0%	\$0.00	\$55,551.80	100.0%	\$0.00
2016	\$47,517.45	\$64,327.70	\$0.00	\$64,327.70	\$0.00	\$64,327.70	100.0%	\$0.00	\$64,327.70	100.0%	\$0.00
2017	\$46,731.75	\$104,522.00	\$0.00	\$104,522.00	\$0.00	\$104,522.00	100.0%	\$0.00	\$97,641.00	93.4%	\$6,881.00
2018	\$62,876.10	\$126,396.00	\$0.00	\$62,876.10	\$63,519.90	\$62,876.10	100.0%	\$63,519.90	\$45,510.00	72.3%	\$80,886.00
2019	\$54,444.90	\$63,519.00	\$0.00	\$0.00	\$63,519.00	\$0.00	0.0%	\$63,519.00	\$0.00	0.0%	\$63,519.00
Total	\$1,505,477.25	\$1,727,993.95	\$0.00	\$1,600,955.05	\$127,038.90	\$1,600,955.05	100.0%	\$127,038.90	\$1,576,707.95	98.4%	\$151,286.00



U.S. Department of Housing and Urban Development
 Office of Community Planning and Development
 Integrated Disbursement and Information System
 Status of HOME Grants
 LAKELAND

DATE: 12-03-20
 TIME: 16:14
 PAGE: 11

IDIS - PR27

CHDO Loans (CL)

Fiscal Year	Authorized Amount	Amount Subgranted	Amount Committed	% Auth Cmtd	Balance to Commit	Total Disbursed	% Auth Disb	Available to Disburse
1995	\$0.00	\$0.00	\$0.00	0.0%	\$0.00	\$0.00	0.0%	\$0.00
1996	\$0.00	\$0.00	\$0.00	0.0%	\$0.00	\$0.00	0.0%	\$0.00
1997	\$0.00	\$0.00	\$0.00	0.0%	\$0.00	\$0.00	0.0%	\$0.00
1998	\$0.00	\$0.00	\$0.00	0.0%	\$0.00	\$0.00	0.0%	\$0.00
1999	\$0.00	\$0.00	\$0.00	0.0%	\$0.00	\$0.00	0.0%	\$0.00
2000	\$0.00	\$0.00	\$0.00	0.0%	\$0.00	\$0.00	0.0%	\$0.00
2001	\$0.00	\$0.00	\$0.00	0.0%	\$0.00	\$0.00	0.0%	\$0.00
2002	\$0.00	\$0.00	\$0.00	0.0%	\$0.00	\$0.00	0.0%	\$0.00
2003	\$0.00	\$0.00	\$0.00	0.0%	\$0.00	\$0.00	0.0%	\$0.00
2004	\$0.00	\$0.00	\$0.00	0.0%	\$0.00	\$0.00	0.0%	\$0.00
2005	\$0.00	\$0.00	\$0.00	0.0%	\$0.00	\$0.00	0.0%	\$0.00
2006	\$0.00	\$0.00	\$0.00	0.0%	\$0.00	\$0.00	0.0%	\$0.00
2007	\$0.00	\$0.00	\$0.00	0.0%	\$0.00	\$0.00	0.0%	\$0.00
2008	\$0.00	\$0.00	\$0.00	0.0%	\$0.00	\$0.00	0.0%	\$0.00
2009	\$0.00	\$0.00	\$0.00	0.0%	\$0.00	\$0.00	0.0%	\$0.00
2010	\$0.00	\$0.00	\$0.00	0.0%	\$0.00	\$0.00	0.0%	\$0.00
2011	\$0.00	\$0.00	\$0.00	0.0%	\$0.00	\$0.00	0.0%	\$0.00
2012	\$0.00	\$0.00	\$0.00	0.0%	\$0.00	\$0.00	0.0%	\$0.00
2013	\$0.00	\$0.00	\$0.00	0.0%	\$0.00	\$0.00	0.0%	\$0.00
2014	\$0.00	\$0.00	\$0.00	0.0%	\$0.00	\$0.00	0.0%	\$0.00
2015	\$0.00	\$0.00	\$0.00	0.0%	\$0.00	\$0.00	0.0%	\$0.00
2016	\$0.00	\$0.00	\$0.00	0.0%	\$0.00	\$0.00	0.0%	\$0.00
2017	\$0.00	\$0.00	\$0.00	0.0%	\$0.00	\$0.00	0.0%	\$0.00
2018	\$0.00	\$0.00	\$0.00	0.0%	\$0.00	\$0.00	0.0%	\$0.00
2019	\$0.00	\$0.00	\$0.00	0.0%	\$0.00	\$0.00	0.0%	\$0.00
Total	\$0.00	\$0.00	\$0.00	0.0%	\$0.00	\$0.00	0.0%	\$0.00



U.S. Department of Housing and Urban Development
 Office of Community Planning and Development
 Integrated Disbursement and Information System
 Status of HOME Grants
 LAKELAND

DATE: 12-03-20
 TIME: 16:14
 PAGE: 12

IDIS - PR27

CHDO Capacity (CC)

Fiscal Year	Authorized Amount	Amount Subgranted	Amount Committed	% Auth Cmtd	Balance to Commit	Total Disbursed	% Auth Disb	Available to Disburse
1995	\$0.00	\$0.00	\$0.00	0.0%	\$0.00	\$0.00	0.0%	\$0.00
1996	\$0.00	\$0.00	\$0.00	0.0%	\$0.00	\$0.00	0.0%	\$0.00
1997	\$0.00	\$0.00	\$0.00	0.0%	\$0.00	\$0.00	0.0%	\$0.00
1998	\$0.00	\$0.00	\$0.00	0.0%	\$0.00	\$0.00	0.0%	\$0.00
1999	\$0.00	\$0.00	\$0.00	0.0%	\$0.00	\$0.00	0.0%	\$0.00
2000	\$0.00	\$0.00	\$0.00	0.0%	\$0.00	\$0.00	0.0%	\$0.00
2001	\$0.00	\$0.00	\$0.00	0.0%	\$0.00	\$0.00	0.0%	\$0.00
2002	\$0.00	\$0.00	\$0.00	0.0%	\$0.00	\$0.00	0.0%	\$0.00
2003	\$0.00	\$0.00	\$0.00	0.0%	\$0.00	\$0.00	0.0%	\$0.00
2004	\$0.00	\$0.00	\$0.00	0.0%	\$0.00	\$0.00	0.0%	\$0.00
2005	\$0.00	\$0.00	\$0.00	0.0%	\$0.00	\$0.00	0.0%	\$0.00
2006	\$0.00	\$0.00	\$0.00	0.0%	\$0.00	\$0.00	0.0%	\$0.00
2007	\$0.00	\$0.00	\$0.00	0.0%	\$0.00	\$0.00	0.0%	\$0.00
2008	\$0.00	\$0.00	\$0.00	0.0%	\$0.00	\$0.00	0.0%	\$0.00
2009	\$0.00	\$0.00	\$0.00	0.0%	\$0.00	\$0.00	0.0%	\$0.00
2010	\$0.00	\$0.00	\$0.00	0.0%	\$0.00	\$0.00	0.0%	\$0.00
2011	\$0.00	\$0.00	\$0.00	0.0%	\$0.00	\$0.00	0.0%	\$0.00
2012	\$0.00	\$0.00	\$0.00	0.0%	\$0.00	\$0.00	0.0%	\$0.00
2013	\$0.00	\$0.00	\$0.00	0.0%	\$0.00	\$0.00	0.0%	\$0.00
2014	\$0.00	\$0.00	\$0.00	0.0%	\$0.00	\$0.00	0.0%	\$0.00
2015	\$0.00	\$0.00	\$0.00	0.0%	\$0.00	\$0.00	0.0%	\$0.00
2016	\$0.00	\$0.00	\$0.00	0.0%	\$0.00	\$0.00	0.0%	\$0.00
2017	\$0.00	\$0.00	\$0.00	0.0%	\$0.00	\$0.00	0.0%	\$0.00
2018	\$0.00	\$0.00	\$0.00	0.0%	\$0.00	\$0.00	0.0%	\$0.00
2019	\$0.00	\$0.00	\$0.00	0.0%	\$0.00	\$0.00	0.0%	\$0.00
Total	\$0.00	\$0.00	\$0.00	0.0%	\$0.00	\$0.00	0.0%	\$0.00



U.S. Department of Housing and Urban Development
 Office of Community Planning and Development
 Integrated Disbursement and Information System
 Status of HOME Grants
 LAKELAND

DATE: 12-03-20
 TIME: 16:14
 PAGE: 13

IDIS - PR27

Reservations to State Recipients and Sub-recipients (SU)

Fiscal Year	Authorized Amount	Amount Subgranted to Other Entities	Amount Committed	% Auth Cmtd	Balance to Commit	Total Disbursed	% Auth Disb	Available to Disburse
1995	\$0.00	\$0.00	\$0.00	0.0%	\$0.00	\$0.00	0.0%	\$0.00
1996	\$0.00	\$0.00	\$0.00	0.0%	\$0.00	\$0.00	0.0%	\$0.00
1997	\$0.00	\$0.00	\$0.00	0.0%	\$0.00	\$0.00	0.0%	\$0.00
1998	\$0.00	\$0.00	\$0.00	0.0%	\$0.00	\$0.00	0.0%	\$0.00
1999	\$0.00	\$0.00	\$0.00	0.0%	\$0.00	\$0.00	0.0%	\$0.00
2000	\$0.00	\$0.00	\$0.00	0.0%	\$0.00	\$0.00	0.0%	\$0.00
2001	\$0.00	\$0.00	\$0.00	0.0%	\$0.00	\$0.00	0.0%	\$0.00
2002	\$0.00	\$0.00	\$0.00	0.0%	\$0.00	\$0.00	0.0%	\$0.00
2003	\$0.00	\$0.00	\$0.00	0.0%	\$0.00	\$0.00	0.0%	\$0.00
2004	\$0.00	\$0.00	\$0.00	0.0%	\$0.00	\$0.00	0.0%	\$0.00
2005	\$0.00	\$0.00	\$0.00	0.0%	\$0.00	\$0.00	0.0%	\$0.00
2006	\$0.00	\$0.00	\$0.00	0.0%	\$0.00	\$0.00	0.0%	\$0.00
2007	\$0.00	\$0.00	\$0.00	0.0%	\$0.00	\$0.00	0.0%	\$0.00
2008	\$0.00	\$0.00	\$0.00	0.0%	\$0.00	\$0.00	0.0%	\$0.00
2009	\$0.00	\$0.00	\$0.00	0.0%	\$0.00	\$0.00	0.0%	\$0.00
2010	\$0.00	\$0.00	\$0.00	0.0%	\$0.00	\$0.00	0.0%	\$0.00
2011	\$0.00	\$0.00	\$0.00	0.0%	\$0.00	\$0.00	0.0%	\$0.00
2012	\$0.00	\$0.00	\$0.00	0.0%	\$0.00	\$0.00	0.0%	\$0.00
2013	\$0.00	\$0.00	\$0.00	0.0%	\$0.00	\$0.00	0.0%	\$0.00
2014	\$0.00	\$0.00	\$0.00	0.0%	\$0.00	\$0.00	0.0%	\$0.00
2015	\$0.00	\$0.00	\$0.00	0.0%	\$0.00	\$0.00	0.0%	\$0.00
2016	\$0.00	\$0.00	\$0.00	0.0%	\$0.00	\$0.00	0.0%	\$0.00
2017	\$0.00	\$0.00	\$0.00	0.0%	\$0.00	\$0.00	0.0%	\$0.00
2018	\$0.00	\$0.00	\$0.00	0.0%	\$0.00	\$0.00	0.0%	\$0.00
2019	\$0.00	\$0.00	\$0.00	0.0%	\$0.00	\$0.00	0.0%	\$0.00
Total	\$0.00	\$0.00	\$0.00	0.0%	\$0.00	\$0.00	0.0%	\$0.00



U.S. Department of Housing and Urban Development
 Office of Community Planning and Development
 Integrated Disbursement and Information System
 Status of HOME Grants
 LAKELAND

DATE: 12-03-20
 TIME: 16:14
 PAGE: 14

IDIS - PR27

Total Program Funds

Fiscal Year	Total Authorization	Local Account Funds	Committed Amount	Net Disbursed for Activities	Net Disbursed for Admin/CHDO OP	Net Disbursed	Disbursed Pending Approval	Total Disbursed	Available to Disburse
1995	\$382,000.00	\$0.00	\$332,900.00	\$332,900.00	\$49,100.00	\$382,000.00	\$0.00	\$382,000.00	\$0.00
1996	\$379,000.00	\$8,066.63	\$338,116.63	\$338,116.63	\$48,950.00	\$387,066.63	\$0.00	\$387,066.63	\$0.00
1997	\$369,000.00	\$4,745.44	\$325,295.44	\$325,295.44	\$48,450.00	\$373,745.44	\$0.00	\$373,745.44	\$0.00
1998	\$393,000.00	\$0.00	\$348,350.00	\$348,350.00	\$44,650.00	\$393,000.00	\$0.00	\$393,000.00	\$0.00
1999	\$425,000.00	\$19,489.77	\$398,239.77	\$398,239.77	\$46,250.00	\$444,489.77	\$0.00	\$444,489.77	\$0.00
2000	\$424,000.00	\$12,973.81	\$391,573.81	\$391,573.81	\$45,400.00	\$436,973.81	\$0.00	\$436,973.81	\$0.00
2001	\$472,000.00	\$20,842.65	\$437,542.65	\$437,542.65	\$55,300.00	\$492,842.65	\$0.00	\$492,842.65	\$0.00
2002	\$470,000.00	\$39,863.84	\$451,113.84	\$451,113.84	\$58,750.00	\$509,863.84	\$0.00	\$509,863.84	\$0.00
2003	\$470,922.55	\$77,593.16	\$506,742.71	\$506,742.71	\$41,773.00	\$548,515.71	\$0.00	\$548,515.71	\$0.00
2004	\$479,330.00	\$54,877.88	\$474,322.88	\$474,322.88	\$59,885.00	\$534,207.88	\$0.00	\$534,207.88	\$0.00
2005	\$466,360.00	\$106,376.18	\$508,039.49	\$508,039.49	\$64,696.69	\$572,736.18	\$0.00	\$572,736.18	\$0.00
2006	\$438,386.00	\$97,640.39	\$485,736.75	\$485,736.75	\$50,289.64	\$536,026.39	\$0.00	\$536,026.39	\$0.00
2007	\$436,671.00	\$97,567.11	\$490,571.01	\$490,571.01	\$43,667.10	\$534,238.11	\$0.00	\$534,238.11	\$0.00
2008	\$421,062.00	\$33,492.24	\$412,448.04	\$412,448.04	\$42,106.20	\$454,554.24	\$0.00	\$454,554.24	\$0.00
2009	\$474,806.00	\$3,550.00	\$430,875.40	\$430,875.40	\$47,480.60	\$478,356.00	\$0.00	\$478,356.00	\$0.00
2010	\$472,097.00	\$14,181.12	\$439,068.42	\$439,068.42	\$47,209.70	\$486,278.12	\$0.00	\$486,278.12	\$0.00
2011	\$417,336.00	\$34,570.33	\$410,172.73	\$410,172.73	\$41,733.60	\$451,906.33	\$0.00	\$451,906.33	\$0.00
2012	\$313,425.00	\$6,216.94	\$288,299.44	\$288,299.44	\$31,342.50	\$319,641.94	\$0.00	\$319,641.94	\$0.00
2013	\$295,047.00	\$9,264.13	\$274,806.43	\$274,806.43	\$29,504.70	\$304,311.13	\$0.00	\$304,311.13	\$0.00
2014	\$325,616.00	\$12,516.59	\$305,570.99	\$305,570.99	\$32,561.60	\$338,132.59	\$0.00	\$338,132.59	\$0.00
2015	\$300,988.00	\$13,028.24	\$283,917.44	\$283,917.44	\$30,098.80	\$314,016.24	\$0.00	\$314,016.24	\$0.00
2016	\$316,783.00	\$47,982.60	\$333,087.30	\$333,087.30	\$31,678.30	\$364,765.60	\$0.00	\$364,765.60	\$0.00
2017	\$311,545.00	\$37,997.00	\$318,387.50	\$294,688.85	\$31,154.50	\$325,843.35	\$0.00	\$325,843.35	\$23,698.65
2018	\$419,174.00	\$900.00	\$161,034.06	\$94,941.27	\$39,608.99	\$134,550.26	\$0.00	\$134,550.26	\$285,523.74
2019	\$362,966.00	\$73,848.63	\$73,848.63	\$73,848.63	\$1,399.83	\$75,248.46	\$0.00	\$75,248.46	\$361,566.17
Total	\$10,036,514.55	\$827,584.68	\$9,220,061.36	\$9,130,269.92	\$1,063,040.75	\$10,193,310.67	\$0.00	\$10,193,310.67	\$670,788.56



U.S. Department of Housing and Urban Development
 Office of Community Planning and Development
 Integrated Disbursement and Information System
 Status of HOME Grants
 LAKELAND

DATE: 12-03-20
 TIME: 16:14
 PAGE: 15

IDIS - PR27

Total Program Percent

Fiscal Year	Total Authorization	Local Account Funds	% Committed for Activities	% Disb for Activities	% Disb for Admin/CHDO OP	% Net Disbursed	% Disbursed Pending Approval	% Total Disbursed	% Available to Disburse
1995	\$382,000.00	\$0.00	87.1%	87.1%	12.8%	100.0%	0.0%	100.0%	0.0%
1996	\$379,000.00	\$8,066.63	87.3%	87.3%	12.9%	100.0%	0.0%	100.0%	0.0%
1997	\$369,000.00	\$4,745.44	87.0%	87.0%	13.1%	100.0%	0.0%	100.0%	0.0%
1998	\$393,000.00	\$0.00	88.6%	88.6%	11.3%	100.0%	0.0%	100.0%	0.0%
1999	\$425,000.00	\$19,489.77	89.5%	89.5%	10.8%	100.0%	0.0%	100.0%	0.0%
2000	\$424,000.00	\$12,973.81	89.6%	89.6%	10.7%	100.0%	0.0%	100.0%	0.0%
2001	\$472,000.00	\$20,842.65	88.7%	88.7%	11.7%	100.0%	0.0%	100.0%	0.0%
2002	\$470,000.00	\$39,863.84	88.4%	88.4%	12.5%	100.0%	0.0%	100.0%	0.0%
2003	\$470,922.55	\$77,593.16	92.3%	92.3%	8.8%	100.0%	0.0%	100.0%	0.0%
2004	\$479,330.00	\$54,877.88	88.7%	88.7%	12.4%	100.0%	0.0%	100.0%	0.0%
2005	\$466,360.00	\$106,376.18	88.7%	88.7%	13.8%	100.0%	0.0%	100.0%	0.0%
2006	\$438,386.00	\$97,640.39	90.6%	90.6%	11.4%	100.0%	0.0%	100.0%	0.0%
2007	\$436,671.00	\$97,567.11	91.8%	91.8%	9.9%	100.0%	0.0%	100.0%	0.0%
2008	\$421,062.00	\$33,492.24	90.7%	90.7%	9.9%	100.0%	0.0%	100.0%	0.0%
2009	\$474,806.00	\$3,550.00	90.0%	90.0%	9.9%	100.0%	0.0%	100.0%	0.0%
2010	\$472,097.00	\$14,181.12	90.2%	90.2%	9.9%	100.0%	0.0%	100.0%	0.0%
2011	\$417,336.00	\$34,570.33	90.7%	90.7%	9.9%	99.9%	0.0%	99.9%	0.0%
2012	\$313,425.00	\$6,216.94	90.1%	90.1%	10.0%	100.0%	0.0%	100.0%	0.0%
2013	\$295,047.00	\$9,264.13	90.3%	90.3%	10.0%	100.0%	0.0%	100.0%	0.0%
2014	\$325,616.00	\$12,516.59	90.3%	90.3%	9.9%	99.9%	0.0%	99.9%	0.0%
2015	\$300,988.00	\$13,028.24	90.4%	90.4%	9.9%	100.0%	0.0%	100.0%	0.0%
2016	\$316,783.00	\$47,982.60	91.3%	91.3%	9.9%	100.0%	0.0%	100.0%	0.0%
2017	\$311,545.00	\$37,997.00	91.0%	84.3%	10.0%	93.2%	0.0%	93.2%	6.7%
2018	\$419,174.00	\$900.00	38.3%	22.6%	9.4%	32.0%	0.0%	32.0%	67.9%
2019	\$362,966.00	\$73,848.63	16.9%	16.9%	0.3%	17.2%	0.0%	17.2%	82.7%
Total	\$10,036,514.55	\$827,584.68	84.8%	84.0%	10.5%	93.8%	0.0%	93.8%	6.1%

**PUBLIC SERVICE FUNDING
2019-2020**

	Public Services	Requested Funding	Funding CDBG	Projected Funding Community Services
1	Achievement Academy	30,000	0	16,000
2	Big Brothers Big Sisters of Tampa Bay, Inc	15,000	0	5,986
3	Boys & Girls Club	29,670	10,000	0
4	Catholic Charities of Central Florida	20,000	0	7,500
5	Children's Home Society of Florida	30,000	0	0
6	Dream Center of Lakeland	15,000	0	12,500
7	Drug Prevention Resource Center	30,000	0	0
8	Early Learning Coalition of Polk County	30,000	0	0
9	Elder Point Ministries of Greater Lakeland	21,073	0	5,000
10	Faith in Action North Lakeland, Inc	20,000	0	5,000
11	Florida Prosperity Partnership	5,000	0	0
12	Girls, Inc. of Lakeland	10,000	0	10,000
13	Homeless Coalition of Polk County, Inc	10,000	0	10,000
14	KidsPACK, Inc	29,988	0	6,000
15	Lakeland Habitat for Humanity	30,000	0	0
16	Lakeland Volunteers in Medicine	30,000	20,000	0
17	New Life Outreach Ministry, Inc	30,000	0	10,000
18	Peace River Center for Personal Development, Inc.	30,000	7,986	12,014
19	Polk Vision	6,000	0	0
20	Seed Sowers Evangelistic Association, Inc.	12,000	0	0
21	Talbot House Ministries of Lakeland, Inc	30,000	10,000	0
22	The Salvation Army of Lakeland	30,000	10,000	0
23	United Way of Central Florida Success By 6	3,000	0	0
24	Volunteers in Service to the Elderly (VISTE)	30,000	20,000	0
25	Wilson House, Inc.	30,000	10,000	0
26	Women's Resource Center	25,000	0	0
27	Lakeland Parks and Recreation Department*	58,657	58,657	0
	Summer Recreation Program	\$31,350		
	Summer Swim Lessons	4,200		
	Summer Tutoring	3,200		
	Art Class (Simpson Park)	2,740		
	Dance Class (Simpson Park)	2,180		
	After-school Tutoring (Coleman-Bush)	11,300		
	After-school Cultural(Coleman-Bush)	3,687		
	*6% set-aside per City Commission Recommendation			
	Total	\$640,388	\$146,643	\$100,000